500® & 700® SERIES RACEWAY

500 & 700 Series Raceways Interconnectivity Fittings

CONNECTION REQUIRED		USE CATALOG NUMBER
FROM	TO	
500 Series, 700 Series Raceway	1500 Series Raceway	1517B
500 Series Raceway	Side of 2000 Series Raceway	V2089
500 Series Raceway	End of 2000 Series Raceway	V2089E
Existing Outlet	500 or 700 Series Raceway	V5751
Panel Box	500 or 700 Series Raceway	V5786
1/2" trade size Conduit or Armored Cable	500 or 700 Series Raceway	5782, V5784
3/4" trade size Conduit or Armored Cable	500 or 700 Series Raceway	5782A
Boxes with 1/2" trade size KOs	500 or 700 Series Raceway	5781, V5785
Boxes with 3/4" trade size KOs	500 or 700 Series Raceway	5781A
3" (76mm) or 4" (102mm) Ceiling Boxes	500 or 700 Series Raceway	V5737, V5737A, V5739
Single-Gang Outlet Box	Two-Gang Surface Box	V5735, V5744-2, V5744S-2, V5747-2, V5748-2
14/2, 14/3, 12/2, 12/3 Armored Cable	500 or 700 Series Raceway	5790B
1/2" trade size EMT	5700 Series Boxes	5791

500 & 700 Series Raceway Fittings Ordering Information (continued)

V5760 Blank Extension Box

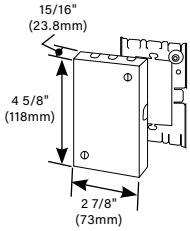

Extension for existing flush switch and receptacle boxes to blank original outlet. Closed base version available as a special order.

Conduit Connector (Galvanized)

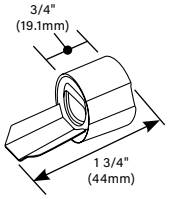

PART NUMBERS:
5782 (1/2")
5782A (3/4")

Interior threaded female connector for connecting raceway to conduit. When used with 700 Series Raceway, break out crescent twistout in connector. **5782** has 1/2" trade size conduit opening and **5782A** has 3/4" trade size conduit opening.

5780 Special Nipple

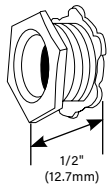

For hanging either 3/8" (9.5mm) or 1/2" (12.7mm) fixtures to Wiremold fittings with 1/2" trade size KOs. Has female 3/8" (9.5mm) pipe thread inside and male 1/2" (12.7mm) pipe thread outside.

V5783 Elbow Box Connector

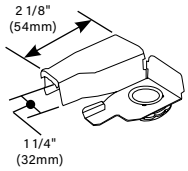

Connects raceway at right angles to conduit boxes or panel boxes that have 1/2" trade size conduit KOs. When used with 700 Series Raceway, break out crescent twistout in cover.

Box Connector (Galvanized)

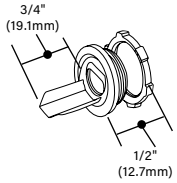

PART NUMBERS:
5781 (1/2")
5781A (3/4")

Male connector for connecting raceway to conduit boxes or panel boxes that have KOs for conduit. Can also be used with conduit type fittings. When used with 700 Series Raceway, break out crescent twistout in connector. 5781 has 1/2" trade size conduit opening and 5781A has 3/4" trade size conduit opening.

V5784 Elbow Box Connector

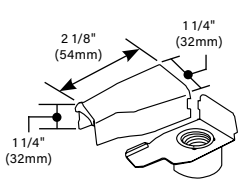

Connects raceway at right angles to 1/2" trade size conduit or armored cable connectors. When used with 700 Series Raceway, break out crescent twistout in cover.

TECHNICAL INFORMATION

Wiremold Device Boxes – Cubic Inch Capacities

CUBIC INCH CAPACITY OF WIREMOLD BOXES						
CAT. NO.	AVAILABLE INSIDE VOLUME		MAXIMUM NUMBER OF CONDUCTORS			
	cu. in.	[cm³]	NO. 14	NO. 12	NO. 10	NO. 8
1542D	5.7	[93.0]	2	2	2	1
1546A	15.6	[255.0]	7	6	6	5
1546B	15.6	[255.0]	7	6	6	5
2337A	22.2	[364.0]	11	9	8	7
2338A	15.9	[260.0]	7	7	6	5
2344	32.5	[532.0]	16	14	13	10
2344-2	53.1	[870.0]	26	23	21	17
2347	16.1	[264.0]	8	7	6	5
2347-2	26.4	[432.0]	13	11	10	8
2348	20.2	[331.0]	10	9	8	6
2348-2	32.9	[538.7]	16	14	13	11
2348-3	49.8	[816.8]	24	22	19	16
2348S/51	10.0	[164.0]	5	4	4	3
2642D	11.8	[194.0]	5	5	4	4
AL2044	28.3	[464.0]	14	12	11	9
AL2044-2	51.6	[846.0]	25	23	20	17
AL2047	17.3	[283.0]	8	7	6	5
AL2047-2	27.9	[458.0]	14	12	11	9
G2048	22.3	[366.0]	11	9	8	7
G2048-2	37.8	[619.0]	18	16	15	12
G3028	71.8	[1177.0]	35	31	28	23
G3044-2	107.4	[1760.0]	53	47	43	35
NM2044	32.5	[532.0]	16	14	13	10
NM2044-2	53.1	[870.0]	26	23	21	17
NM2048	20.2	[331.0]	10	9	8	6
NM2048-2	32.9	[538.7]	16	14	13	11
PSB1*	20.2	[331.0]	10	9	8	6
PSB2*	32.9	[538.7]	16	14	13	11
PSB3*	49.8	[816.8]	24	22	19	16
R5752	29.7	[486.0]	14	13	11	9
R5753	59.9	[982.0]	30	26	24	20
V2048	22.3	[366.0]	11	9	8	7
V2048-2	37.8	[619.0]	18	16	15	12
V2448	22.3	[366.0]	11	9	8	7
V2448-2	37.8	[619.0]	18	16	15	12
V5719	10.3	[168.0]	5	4	4	3
V57240	10.2	[166.7]	5	4	4	3

***PSB1, PSB2, and PSB3 are available in colors: ivory (V), white (WH), and fog white (FW).**

CUBIC INCH CAPACITY OF WIREMOLD BOXES						
CAT. NO.	AVAILABLE INSIDE VOLUME		MAXIMUM NUMBER OF CONDUCTORS			
	cu. in.	[cm³]	NO. 14	NO.12	NO. 10	NO. 8
V57242	10.2	[167.1]	5	4	4	3
V57243G	10.2	[167.1]	5	4	4	3
V5733	5.7	[94.0]	2	2	2	1
V5735	29.5	[484.0]	14	13	11	9
V5737	17.2	[282.0]	8	7	6	5
V5737A	22.2	[364.0]	11	9	8	7
V5738	17.2	[282.0]	8	7	6	5
V5738A	22.2	[364.0]	11	9	8	7
V5738AF	22.2	[364.0]	11	9	8	7
V5739	29.8	[488.0]	14	13	11	9
V5739A	29.8	[488.0]	14	13	11	9
V5741	17.7	[290.0]	8	7	7	5
V5744	34.4	[564.0]	17	15	13	11
V5744-2	58.9	[966.0]	29	26	23	19
V5744-3	80.3	[1316.0]	40	35	32	26
V5744S	28.8	[472.0]	14	12	11	9
V5744S-2	48.3	[792.0]	24	21	19	16
V5744S-3	66.9	[1096.0]	33	29	26	22
V5745	22.3	[366.0]	11	9	8	7
V5747	17.9	[294.0]	9	7	7	5
V5747-2	30.0	[491.0]	15	13	12	10
V5747-3	40.9	[670.0]	20	18	16	13
V5748	22.3	[366.0]	11	9	8	7
V5748-2	37.5	[614.0]	18	16	15	12
V5748-3	52.2	[856.0]	26	23	20	17
V5748-4	67.4	[1104.0]	33	29	27	22
V5748-5	80.9	[1324.9]	40	35	32	27
V5748-6	95.3	[1561.8]	47	42	38	31
V5748S	11.9	[195.0]	6	5	4	4
V5751	11.9	[195.0]	6	5	4	4
V5751-2	18.3	[300.0]	9	8	7	6
V5751-3	28.0	[458.8]	14	12	11	9
V5752	29.7	[486.0]	14	13	11	9
V5753	59.9	[982.0]	30	26	24	20
V5760	11.9	[195.0]	6	5	4	4

NOTE: When planning a layout, it is important to remember that it is permissible to make splices and taps in surface raceway equipped with a removable cover. Refer to ARTICLE 386-56 of the National Electrical Code.