

DATA SHEET

3VA62 250A Frame Electronic Trip Circuit Breakers

With global certifications including UL489, CSA22.2 and IEC 60947-2.
Find out more at **usa.siemens.com/3VA**

SIEMENS

Interrupting Ratings for 3VA62

Interrupting Class	Breaker Type	RMS Symmetrical Amperes (kA) Volts AC (50/60 Hz) 240	480Y/277V	480	600Y/347V	600
M	MFAE	100	35	35	18	18
H	HFAE	100	65	65	22	22
C	CFAE	200	100	100	35	35
L	LFAE	200	150	150	50	50
E	EFAE	—	200	200	100	100

Dimensions / Shipping Weight

Breaker	Poles	W in. (mm)	H in. (mm)	D in. (mm)	lbs.	kg
3VA62	3	4.1 (105)	7.8 (198)	3.4 (86)	5.5	2.5
3VA62	4	5.5 (140)	7.8 (198)	3.4 (86)	7.1	3.2

Enclosures (3-pole only)

Nema Type	Catalog Number
1 surface	**3VAE250N1S**
1 flush	**3VAE250N1F**
3R	**3VAE250N3R**
12	**3VAE250N12**
4X (304)	**3VAE250N4X**
4X (316)	**3VAE250N4X316**
Neutral	**N250X**
200% Neutral	**N2250X**

Connectors for 75C wire for 3VA62

Type	Minimum cable size	Maximum cable size	Part Number (kit of 3 lugs)	Part Number (kit of 4 lugs)
Steel Wrap around (Cu cable only) single cable lugs	AWG 10	3/0	**3VA9143-0JA12**①	**3VA9144-0JA12**①
	AWG 4	350 kcmil	**3VA9243-0JA12**①	**3VA9244-0JA12**①
Steel Wrap around (Cu cable only) single cable lugs with control wire tap	AWG 10	3/0	**3VA9143-0JH12**①	**3VA9144-0JH12**①
	AWG 4	350 kcmil	**3VA9243-0JH12**①	**3VA9244-0JH12**①
Aluminum Body Lug (Cu/Al cable) single cable lugs	AWG 14	1/0	**3VA9143-0JB11**①	**3VA9144-0JB11**①
	AWG 6	350 kcmil	**3VA9243-0JB12**①②	**3VA9244-0JB12**①②
Aluminum body lug with control wire tap (Cu/Al cable) single cable lugs	AWG 14	1/0	**3VA9143-0JG11**①	**3VA9144-0JG11**①
	AWG 6	350 kcmil	**3VA9243-0JG12**①	**3VA9244-0JG12**①
Aluminum body lug large (Cu/Al cable) single cable lugs and 1 ext'd terminal cover	AWG 2	350 kcmil	**3VA9243-0JJ13**①	**3VA9244-0JJ13**①
Aluminum body lug large with control wire tap (Cu/Al cable) single cable lugs and 1 extended terminal cover	AWG 2	350 kcmil	**3VA9243-0JC13**①	**3VA9244-0JC13**①
Aluminum body lug, 2 cables (Cu/Al cable) with 1 extended terminal cover	AWG 4	300 kcmil	**3VA9243-0JJ22**①	**3VA9244-0JJ22**①
Aluminum body lug, 2 cables (Cu/Al cable) with control wire tap and 1 extended terminal cover	AWG 4	300 kcmil	**3VA9243-0JC22**①	**3VA9244-0JC22**①
Distribution lug, 6 Cables (Cu/Al cable) with 1 extended terminal cover	AWG 14	AWG 2	**3VA9243-0JF60**①	**3VA9244-0JF60**①
Copper body lug (Cu cable only) single cable lugs	AWG 14	1/0	**3VA9143-0JD11**①	**3VA9144-0JD11**①
	AWG 6	350 kcmil	**3VA9243-0JD12**②③	**3VA9244-0JD12**②③
Copper body lug (Cu cable only) with control wire tap single cable lugs	AWG 14	1/0	**3VA9143-0JK11**①	**3VA9144-0JK11**①
	AWG 6	350 kcmil	**3VA9243-0JK12**③	**3VA9244-0JK12**③

① Meets requirements for 100% rated breakers up to 100A.
② Standard lug installed at the factory when breaker ordered with a "6" in the 12th position.
③ Meets requirements for 100% rated breakers up to 250A, requires the use of 90 degree wire, size to 75 degree ampacity.

Padlock Accessory

Description	Catalog Number
Padlock device for the 3VA62 breaker	**3VA9138-0LB11**

Applicable Standards:

- UL489 - Molded Case Circuit Breakers
- UL486A - Wire connectors and solderless lugs for use with copper
- UL486B- Wire connectors and solderless lugs for use with aluminum wire
- CSA-22.2 No. 5-13 - Molded Case Circuit Breakers, Molded case switches and circuit breaker enclosures
- EN 60947-1 AMD 2 - Molded case circuit breakers
- EN 60947-2 AMD 2 2013
- EN 50581 2012 - RoHS compliant
- All 3VA breakers are HACR rated per UL

3-series Electronic Trip Units

ETU320-LI, ETU330-LIG, ETU350-LSI

Continuous Amperage	LI, LIG, LSI			LSI		LIG	LI, LIG, LSI 4P only
I_n (Amp)	I_r(Amp) (L)	t_{id} (sec) (L)	I_i (Amp) (I)①	I_{sd}= xIr (Amp) (S)	t_{sd} (sec) (S)	I_g (Amp) (G)	I_N=xI$_r$ (Amp)
100	40 - 100	0.5 - 17	150-1200	1.5 - 10	0.08 - 0.4	20 - 100	0.5 - 1 / OFF
250	100 - 250	0.5 - 13②	375-2500	1.5 - 10		50 - 250	0.5 - 1 / OFF

① I_i for ETU350 is fixed at the maximum level shown in table. ② E-Interrupting Class breakers t_{id} 0.5 - 15.

ETU320

Parameters for ETU320

The parameters are selected with the setting knob.
The diagram below shows an example of the possible selections with setting knob I_r.

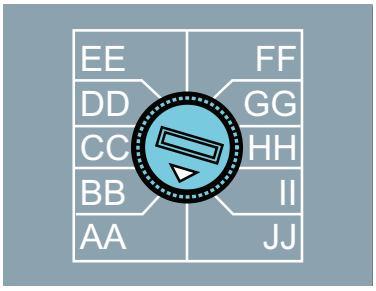

The values for the respective setting are listed in the tables below:

Electronic trip unit ETU320 LI

ETU320 LI 3-pole:

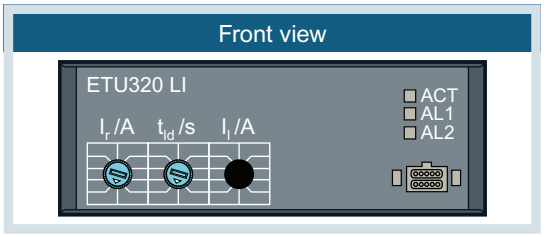

ETU320 LI 4-pole:

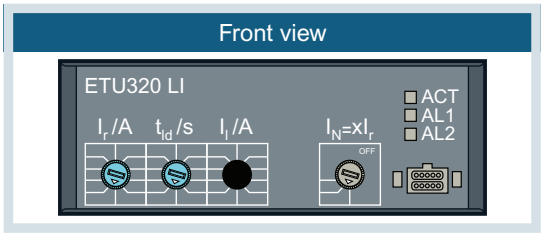

Current settings values – I_r

	Breaking capacity class	Rated current I_n [A]	Setting values I_r [A]									
			AA	BB	CC	DD	EE	FF	GG	HH	II	JJ
3VA6210	M / H / C / L / E	100	40	50	60	70	75	80	85	90	95	100
3VA6225	M / H / C / L	250	100	125	150	175	200	210	220	230	240	250
3VA6225	E	250	100	125	150	175	200	210	220	230	240	250

Long-time delay setting values – t_{Id}

	Breaking capacity class	Rated current I_n [A]	Setting values t_{id} [s]									
			AA	BB	CC	DD	EE	FF	GG	HH	II	JJ
3VA6210	M / H / C / L / E	100	0.5	0.75	1	2	3	5	8	10	14	17
3VA6225	M / H / C / L	250	0.5	0.75	1	2	3	5	8	10	12	13
3VA6225	E	250	0.5	0.75	1	2	3	5	8	10	14	15

Instantaneous pickup setting values – I_i

	Breaking capacity class	Rated current I_n [A]	Setting values I_i [A]									
			AA	BB	CC	DD	EE	FF	GG	HH	II	JJ
3VA6210	M / H / C / L / E	100	150	200	250	300	400	500	600	800	1000	1200
3VA6225	M / H / C / L	250	375	500	625	750	1000	1250	1500	2000	2250	2500
3VA6225	E	250	375	500	625	750	1000	1250	1500	2000	2250	2500

Neutral current setting values – I_N

	Breaking capacity class	Rated current I_n [A]	Setting values I_N = x I_r [A]									
			AA	BB	CC	DD	EE	FF	GG	HH	II	JJ
3VA6210	M / H / C / L / E	100	0.5	1	OFF	OFF	OFF	OFF	OFF	OFF	OFF	OFF
3VA6225	M / H / C / L	250	0.5	1	OFF	OFF	OFF	OFF	OFF	OFF	OFF	OFF
3VA6225	E	250	0.5	1	OFF	OFF	OFF	OFF	OFF	OFF	OFF	OFF

ETU330

Parameters for ETU330

The parameters are selected with the setting knob.
The diagram below shows an example of the possible selections with setting knob I_r.

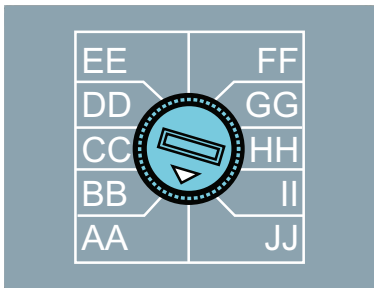

The values for the respective setting are listed in the tables below:

Electronic trip unit ETU330 LIG

ETU330 LIG 3-pole:

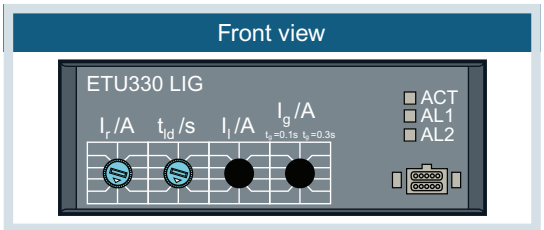

ETU330 LIG 4-pole:

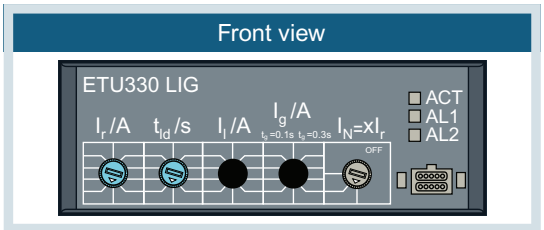

Current settings values – I_r

	Breaking capacity class	Rated current I_n [A]	Setting values I_r [A]									
			AA	BB	CC	DD	EE	FF	GG	HH	II	JJ
3VA6210	M / H / C / L / E	100	40	50	60	70	75	80	85	90	95	100
3VA6225	M / H / C / L	250	100	125	150	175	200	210	220	230	240	250
3VA6225	E	250	100	125	150	175	200	210	220	230	240	250

Long-time delay setting values – t_{ld}

	Breaking capacity class	Rated current I_n [A]	Setting values t_{ld} [s]									
			AA	BB	CC	DD	EE	FF	GG	HH	II	JJ
3VA6210	M / H / C / L / E	100	0.5	0.75	1	2	3	5	8	10	14	17
3VA6225	M / H / C / L	250	0.5	0.75	1	2	3	5	8	10	12	13
3VA6225	E	250	0.5	0.75	1	2	3	5	8	10	14	15

Instantaneous pickup setting values – I_i

	Breaking capacity class	Rated current I_n [A]	Setting values I_i [A]									
			AA	BB	CC	DD	EE	FF	GG	HH	II	JJ
3VA6210	M / H / C / L / E	100	150	200	250	300	400	500	600	800	1000	1200
3VA6225	M / H / C / L	250	375	500	625	750	1000	1250	1500	2000	2250	2500
3VA6225	E	250	375	500	625	750	1000	1250	1500	2000	2250	2500

Ground fault pickup setting values – I_g

	Breaking capacity class	Rated current I_n [A]	Setting values I_g [A]									
			t_g = 0.1 s					t_g = 0.3 s				
			AA	BB	CC	DD	EE	FF	GG	HH	II	JJ
3VA6210	M / H / C / L / E	100	20	40	60	80	100	20	40	60	80	100
3VA6225	M / H / C / L	250	50	100	150	200	250	50	100	150	200	250
3VA6225	E	250	50	100	150	200	250	50	100	150	200	250

Neutral current setting values – I_N

	Breaking capacity class	Rated current I_n [A]	Setting values I_N = x I_r [A]									
			AA	BB	CC	DD	EE	FF	GG	HH	II	JJ
3VA6210	M / H / C / L / E	100	0.5	1	OFF	OFF	OFF	OFF	OFF	OFF	OFF	OFF
3VA6225	M / H / C / L	250	0.5	1	OFF	OFF	OFF	OFF	OFF	OFF	OFF	OFF
3VA6225	E	250	0.5	1	OFF	OFF	OFF	OFF	OFF	OFF	OFF	OFF

ETU350

Parameters for ETU350

The parameters are selected with the setting knob.
The diagram below shows an example of the possible selections with setting knob I_r.

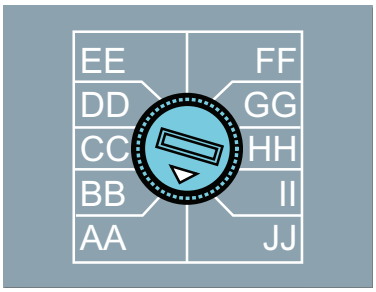

The values for the respective setting are listed in the tables below:

Electronic trip unit ETU350 LSI

ETU350 LSI 3-pole:

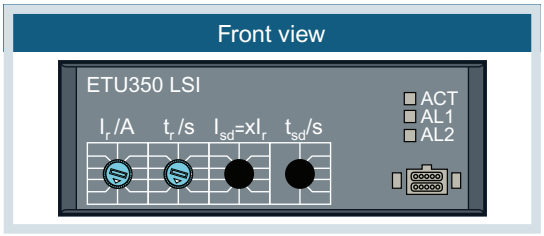

ETU350 LSI 4-pole:

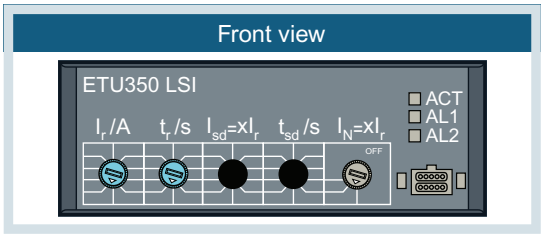

Current settings values – I_r

	Breaking capacity class	Rated current I_n [A]	Setting values I_r [A]									
			AA	BB	CC	DD	EE	FF	GG	HH	II	JJ
3VA6210	M / H / C / L / E	100	40	50	60	70	75	80	85	90	95	100
3VA6225	M / H / C / L	250	100	125	150	175	200	210	220	230	240	250
3VA6225	E	250	100	125	150	175	200	210	220	230	240	250

Long-time delay setting values – t_{ld}

	Breaking capacity class	Rated current I_n [A]	Setting values t_{ld} [s]									
			AA	BB	CC	DD	EE	FF	GG	HH	II	JJ
3VA6210	M / H / C / L / E	100	0.5	0.75	1	2	3	5	8	10	14	17
3VA6225	M / H / C / L	250	0.5	0.75	1	2	3	5	8	10	12	13
3VA6225	E	250	0.5	0.75	1	2	3	5	8	10	14	15

Instantaneous pickup setting values – I_i

	Breaking capacity class	Rated current I_n [A]	Setting values I_i [A] (fix)	
			x I_n	[A]
3VA6210	M / H / C / L / E	100	12	1200
3VA6225	M / H / C / L	250	10	2500
3VA6225	E	250	10	2500

Short-time pickup setting values – I_{sd}

	Breaking capacity class	Rated current I_n [A]	Setting values I_{sd} I_{sd} = x I_r									
			AA	BB	CC	DD	EE	FF	GG	HH	II	JJ
3VA6210	M / H / C / L / E	100	1.5	2	2.5	3	3.5	4	5	6	8	10
3VA6225	M / H / C / L	250	1.5	2	2.5	3	3.5	4	5	6	8	10
3VA6225	E	250	1.5	2	2.5	3	3.5	4	5	6	8	10

Short-time delay setting values – t_{sd}

	Breaking capacity class	Rated current I_n [A]	Setting values t_{sd} [s]									
			AA	BB	CC	DD	EE	FF	GG	HH	II	JJ
3VA6210	M / H / C / L / E	100	0	0	0	0	0	0.08	0.15	0.22	0.3	0.4
3VA6225	M / H / C / L	250	0	0	0	0	0	0.08	0.15	0.22	0.3	0.4
3VA6225	E	250	0	0	0	0	0	0.08	0.15	0.22	0.3	0.4

Neutral current setting values – I_N

	Breaking capacity class	Rated current I_n [A]	Setting values I_N = x I_r [A]									
			AA	BB	CC	DD	EE	FF	GG	HH	II	JJ
3VA6210	M / H / C / L / E	100	0.5	1	OFF	OFF	OFF	OFF	OFF	OFF	OFF	OFF
3VA6225	M / H / C / L	250	0.5	1	OFF	OFF	OFF	OFF	OFF	OFF	OFF	OFF
3VA6225	E	250	0.5	1	OFF	OFF	OFF	OFF	OFF	OFF	OFF	OFF

5-series and 8-series Electronic Trip Units

Parameter input via display unit

Parameters are set via the display unit and its buttons. This functionality is available, however, only if a separate, dedicated power supply is connected to the molded case circuit breaker or if a current flow is more than 20% of L_n in one of the 3 phases. Alternatively, temporary power can be supplied with one of the available test devices: TD300 (3VA9977-0MA10) or TD500 (3VA9977-0MB10) in order to make adjustments before the equipment is fully installed and powered up.

ETU550-LSI, ETU556 LSI(A), ETU560-LSIG, ETU820-LI, ETU830-LIG, ETU850-LSI, ETU856 LSI(A), ETU860-LSIG

Continuous Amperage	**LI, LIG, LSI, LSIG, LSI(G)**			**LSI, LSIG, LSI(G)**		**LIG, LSIG, LSI(G)**		**LSI 3P with External CT**	**LI, LIG, LSI, LSIG, LSI(G) 4P only**
I_n (Amp)	**I_r(Amp) (L)①**	**t_{id} (sec) (L)**	**I_i (Amp) (I)**	**I_{sd} (Amp) (S)**	**t_{sd} (sec) (S)**	**I_g (Amp) (G)**	**t_g (G)**	**I_N=xI, (Amp)**	**I_N (Amp)**
100	40 - 100	0.5 - 25	150-1200	60 - 1000	0.05 - 0.5	20 - 100	0.05 - 0.8	20 - 160 / OFF	20 - 160 / OFF
250	100 - 250	0.5 - 13②	375-2500	150 - 2500		50 - 250		50 - 400 / OFF	50 - 250 / OFF

① Adjustable in steps of 1A.
② E-Interrupting Class breakers t_{id} 0.5 - 15.

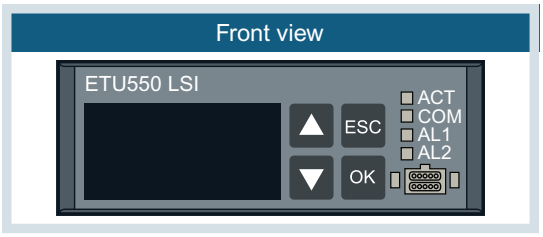

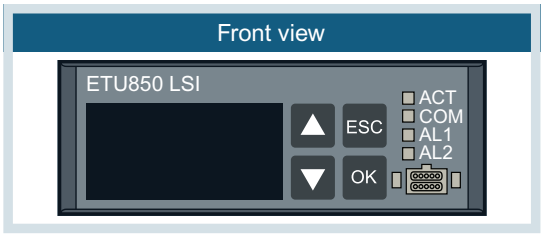

Catalog Numbering Logic



Trip Unit Protection Functions										
3VA6		**L**	**S**	**I**	**G**	**N**	**LCD**	**com.**	**measurement values**	
ETU320 LI	MCCB	adj		adj		0%/50%/100%				**HL**
ETU330 LIG	MCCB	adj		adj	adj	0%/50%/100%				**HM**
ETU350 LSI	MCCB	adj	adj	fix		0%/50%/100%				**HN**
ETU550 LSI	MCCB	adj	adj	adj		20/40%...100/160%	yes	yes	standard	**JP**
ETU556 LSI(G)	MCCB	adj	adj	adj	alarm	20/40%...100/160%	yes	yes	standard	**JT**
ETU560 LSIG	MCCB	adj	adj	adj	adj	20/40%...100/160%	yes	yes	standard	**JQ**
ETU820 LI	MCCB	adj		adj		20/40%...100/160%	yes	yes	advanced	**KL**
ETU830 LIG	MCCB	adj		adj	adj	20/40%...100/160%	yes	yes	advanced	**KM**
ETU850LSI	MCCB	adj	adj	adj		20/40%...100/160%	yes	yes	advanced	**KP**
ETU856 LSI(G)	MCCB	adj	adj	adj	alarm	20/40%...100/160%	yes	yes	advanced	**KT**
ETU860 LSIG	MCCB	adj	adj	adj	adj	20/40%...100/160%	yes	yes	advanced	**KQ**
ETU310M	MCP			adj						**MS**
MCS110	MCS			fix						**BB**

Internal Accessories

Auxiliary and Alarm Switches (Form C –> 1 NO and 1 NC)

Switch Type	Width	AC 50/ 60 Hz	DC	Catalog Number
Auxiliary Switch (AUX) HQ	1 slot	24 … 300V	24 … 250V	**3VA9978-0AA12**
Leading Changeover Switch (LCS) HQ				**3VA9978-0AA22**
Trip/Bell Alarm Switch (TAS) HQ				**3VA9978-0AB12**
Electronic Alarm (EAS) HQ electronic①				**3VA9978-0AB22**
Auxiliary Switch (AUX) HP	2 slots	24 … 600V	24 … 250V	**3VA9978-0AA11**
Leading Changeover Switch (LCS) HP				**3VA9978-0AA21**
Trip/Bell Alarm Switch (TAS) HP				**3VA9978-0AB11**
Electronic Alarm (EAS) HP①				—
Auxiliary Switch (AUX) HQ electronic	1 slot	24 … 300V	24 … 250V	**3VA9978-0AA13**
Leading Changeover Switch (LCS) HQ electronic				**3VA9978-0AA23**
Trip/Bell Alarm Switch (TAS) HQ electronic				**3VA9978-0AB13**
Electronic Alarm (EAS) HQ electronic①				**3VA9978-0AB23**

Shunt Trips

Type	VAC 50/60 Hz	VDC	Catalog Number (3 slots)
Shunt Trip Left (STL)	380 ... 600	—	**3VA9978-0BL20**
	—	12	**3VA9978-0BL10**
	24	24 ... 30	**3VA9978-0BL30**
	48 ... 60	48 ... 60	**3VA9978-0BL31**
	110 ... 127	110 ... 127	**3VA9978-0BL32**
	208 ... 277	220 ... 250	**3VA9978-0BL33**
Shunt Trip Flexible (STF)②	24	—	**3VA9978-0BA20**
	48 ... 60	—	**3VA9978-0BA21**
	110 ... 127	—	**3VA9978-0BA22**
	208 ... 277	—	**3VA9978-0BA23**
	380 ... 500	—	**3VA9978-0BA24**
	600	—	**3VA9978-0BA25**

Undervoltage Release

Undervoltage Release (UVR)	—	12	**3VA9978-0BB10**
	—	24	**3VA9978-0BB11**
	—	48	**3VA9978-0BB12**
	—	125 ... 127	**3VA9978-0BB14**
	—	250	**3VA9978-0BB16**
	24	—	**3VA9978-0BB20**
	120 ... 127	—	**3VA9978-0BB24**
	208 ... 230	—	**3VA9978-0BB25**
	440 ... 480	—	**3VA9978-0BB27**

Universal Release (Undervoltage and Shunt trip)

Universal Release (UNI)	—	12	**3VA9978-0BD11**
	—	24	**3VA9978-0BD12**
	—	48	**3VA9978-0BD13**

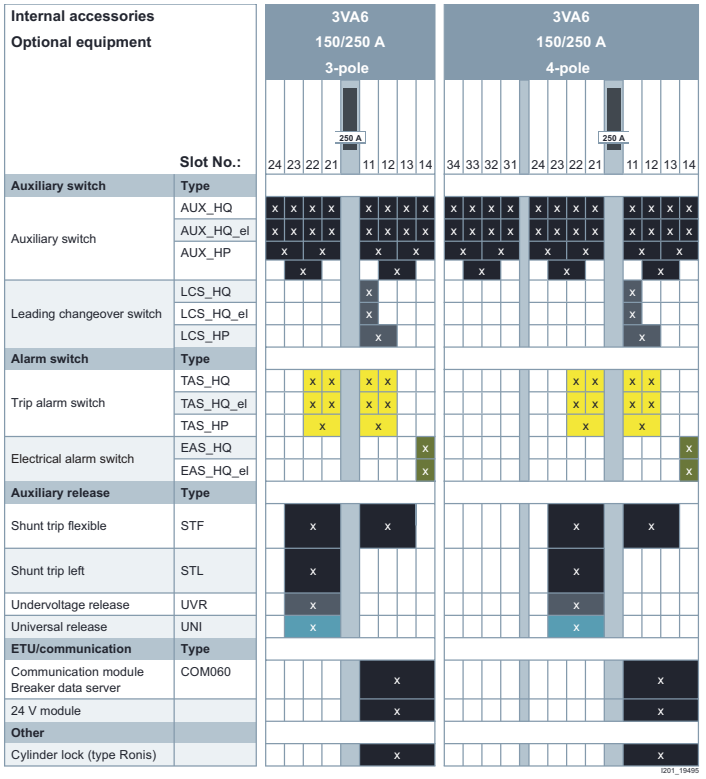

Time-delay Device for Undervoltage Release

Type	VAC 50/60 Hz	VDC	Delay Time	Catalog Number
Time-delay Device (mounted external to circuit breaker)	230	230	Fixed – 100ms minimum	**3VA9978-0BF22**
	—	24	Fixed – 100ms minimum	**3VA9978-0BF23**

① Use only with 3VA6.

② Shunt trip flexible can be used in the left pocket of the 3VA5 breakers. They can be used in the left or right pocket of the 3VA6 breakers.

Modules

	Type	For molded case circuit breakers / rated current		Part Number
		3VA61/62 150A/250 A	3VA63/64/65/66 400A/600A 800A/1000A	
	24 V Module ▪ 24 V DC ▪ For mounting in the right-hand accessories compartment of the 3VA6 ▪ Optional energy supply for the ETU, also includes continuous operation of the ETU display and the metering function of the ETU 8-series	√	—	**3VA9177-0TB50**
		—	√	**3VA9377-0TB50**
	COM060 communication module ▪ For mounting in the right-hand accessories compartment of the 3VA6 molded case circuit breaker (including ETU power supply) ▪ Communication with the COM800/COM100 breaker data server via the 3VA-line ▪ Not required for 3VA67-69 ▪ Including a T-Connector	√	—	**3VA9177-0TB10**
		—	√	**3VA9377-0TB10**
	Spare SLC adapter COM060, 24 V module accessory for: ▪ 3VA61/62 100/150/250	√	—	**3VA9187-0TB60**
	Spare SLC adapter COM060, 24 V module accessory for: ▪ 3VA63/64 400/600	—	√	**3VA9387-0TB60**

Breaker data server

	Type	Part Number
	COM800 breaker data server ▪ 2 terminating resistors ▪ Central communication module for connecting up to eight 3VA6 molded case circuit breakers via the 3VA-line ▪ Ethernet 10/100 Mbit/s interface ▪ Communication via Ethernet (Modbus TCP) ▪ Module slot for plugging on an optional PROFIBUS DP, PROFINET or RS485 module	**3VA9977-0TA10**
	COM100 breaker data server ▪ 2 terminating resistors ▪ Central communication module for connecting one 3VA6 molded case circuit breaker ▪ Ethernet 10/100 Mbit/s interface ▪ Communication via Ethernet (Modbus TCP) ▪ Module slot for plugging on an optional PROFIBUS DP, PROFINET or RS485 module	**3VA9977-0TA20**
	7KM PAC PROFIBUS DP expansion module ▪ The 7KM PAC PROFIBUS DP expansion module is used for connecting the COM800/COM100 breaker data server, and the 3VA molded case circuit breakers connected to it, to PROFIBUS DPV1 ▪ The 7KM PAC PROFIBUS DP expansion module provides the status and measured quantities of the 3VA molded case circuit breaker for the PROFIBUS DP master. It receives information (e.g. commands) from the PROFIBUS DP master, and forwards this information to the 3VA molded case circuit breaker	**7KM9300-0AB01-0AA0**
	7KM PAC Switched Ethernet PROFINET expansion module ▪ The 7KM PAC Switched Ethernet PROFINET expansion module is used to connect the COM800/COM100 breaker data server, and the connected 3VA molded case circuit breaker, to PROFINET via two Ethernet interfaces ▪ The 7KM PAC Switched Ethernet PROFINET expansion module provides the status and measured quantities of the 3VA molded case circuit breaker to PROFINET via the PROFINET IO, PROFIenergy and Modbus TCP protocols	**7KM9300-0AE01-0AA0**
	7KM PAC RS485 Modbus RTU expansion module ▪ The 7KM PAC RS485 Modbus expansion module is used to connect the COM800/COM100 breaker data server, and the 3VA molded case circuit breaker connected to it, to Modbus RTU ▪ The 7KM PAC RS485 Modbus expansion module provides the status and measured quantities of the 3VA molded case circuit breaker for the Modbus RTU master. It receives information (e.g. commands) from the Modbus RTU master, and forwards this information to the 3VA molded case circuit breaker	**7KM9300-0AM00-0AA0**

Accessories for Communication

	Type	Part Number
	T-Connector ▪ Spare part ▪ Provides spur line feeder to COM060 and loops to the next circuit breaker ▪ Includes a connection adapter for mounting on the 3VA6 breaker enclosure	**3VA9987-0TG10**
	DIN rail adapter For snapping the T-Connector onto a DIN rail	**3VA9987-0TG11**
	Preassembled T-Connector-to-T-Connector or T-Connector-to-COM800/ COM100 connecting cable ▪ 0.4 m long	**3VA9987-0TC10**
	▪ 1 m long	**3VA9987-0TC20**
	▪ 2 m long	**3VA9987-0TC30**
	▪ 4 m long	**3VA9987-0TC40**
	Preassembled connecting cable for extending the COM060-to-T-Connector spur line connection ▪ 0.4 m long	**3VA9987-0TF20**
	▪ 0.8 m long	**3VA9987-0TF10**
	Additional bus terminating resistors	**3VA9987-0TE10**
	Voltage tap to external N conductor Cable for connecting the neutral point for the metering function of the 8-Series ETU, length 1.5 m	**3VA9987-0UC10**
	External current transformer as straight-through transformer. Connection of an external current transformer for the N conductor for 3-pole 3VA6 molded case circuit breakers for 5-series and 8-series ETUs (ETU850, ETU856, ETU860), including connecting cable ▪ In = 25 ... 150A	**3VA9077-0NA10**
	▪ In = 160 ... 350 A	**3VA9177-0NA10**
	▪ In = 400 ... 630 A	**3VA9377-0NA10**
	▪ In = 600 ... 1000 A	**3VA9677-0NA10**
	DSP800 display ▪ For displaying the status, measured values and parameters of up to 8 3VA6 molded cases circuit breakers ▪ Connection to the COM800/COM100 via Ethernet for displaying information of the COM800/COM100 and the connected 3VA6 molded case circuit breaker	**3VA9977-0TD10**
	EFB300 ▪ External function box for connection to the ETU of the 3VA6 molded case circuit breaker ▪ 4 digital outputs for information output, 1 digital input ▪ ZSI functionality ▪ S0 interface ▪ Including cable 1.5 m in length	**3VA9977-0UA10**
	Connecting cable for EFB300 and MMB300. Spare part ▪ 1.5 m long	**3VA9987-0UB10**
	▪ 3.0 m long	**3VA9987-0UB20**
	▪ 3.0 m long for 3VA with EFB and RCD820	**3VA9987-0UB30**

Test devices

	Type	Part Number
	TD300 ■ Connection to the front interface of the ETU ■ Test device for activating the ETU and triggering a test trip	**3VA9977-0MA10**
	TD500 ■ Connection to the front interface of the ETU ■ Initiation of various test trips (LSING) ■ USB interface for connection of a PC using powerconfig ■ ETU parameterization ■ Including external power supply unit with adapter for Europe, UL and GB ■ Including connecting cable to the 3VA6 molded case circuit breaker	**3VA9977-0MB10**
	Spare part: External power supply for TD500 110 ... 240 V AC	**3VA9987-0MX10**
	Spare part: Cable for connecting to the TD500 to the 3VA6 molded case circuit breaker	**3VA9977-0MY10**

Maintenance Mode Box

	MMB300 ■ Realization of the NEC 240.87 (Arc Energy Reduction) -> personal protection during maintenance work ■ Switch into maintenance mode by changing the I- and G-protection to the lowest possible value through an external signal (e.g. door contact) ■ Available for all 3VA6 circuit breakers with electronic trip unit ■ Daisy chain up to 8 circuit breakers equipped with MMB300 ■ Additional digital output (D01) for ETU signals available ■ Capable of DIN rail mounting ■ Optional for 3VA67-69, DAS is integral on these frames ■ Includes cable 1.5m in length	**3VA9977-0UF10**



3VA62 250A 3-Pole

Ordering Information

The catalog numbers listed here are for complete, non-interchangeable trip circuit breakers without lugs.

For factory installed nut keepers (3VA92430QA00), change the 12th digit of the catalog number to "2" (required to install a breaker in a panelboard or switchboard that has a provision). (For example, a 35KA @480VAC, 250A, 3-pole, 3VA62 with nut keepers would be catalog number 3VA6225-5HL3**2**-0AA0).

For factory installed standard line and load lugs, change the 12th digit to "6" (standard lugs are identified in the lug table and footnotes in this section of the SpeedFax). (For example, a 35KA @480VAC, 250A, 3-pole, 3VA62 with lugs would be catalog number 3VA6225-5HL3**6**-0AA0). Alternate connectors can be ordered separately for field installation.

All 3VA62 electronic trip circuit breakers are available with 100% ratings. For 100% rated electronic trip circuit breakers, change the 13th digit of the catalog number to the number "2". (For example, a 35KA @480VAC, 250A, 3-pole, 100% rated 3VA62 would be catalog number 3VA6225-5HL31-**2**AA0). Requires the use of rated lugs — see lug table below.

Note: 100% option not available for E-interrupting class breakers.

All 3VA6 circuit breakers are certified to UL 489 Supplement SB, are marked "Naval", and are suitable for use at 50C.

All 3VA62 electronic trip circuit breakers are UL listed for reverse feed applications.

3VA62 250A Frame 3-Pole Electronic Trip Unit

Continuous Ampere	M-Interrupting Class (MFAE)	H-Interrupting Class (HFAE)	C-Interrupting Class (CFAE)	L-Interrupting Class (LFAE)	E-Interrupting Class (EFAE)
	Catalog Number	Catalog Number	Catalog Number	Catalog Number	Catalog Number
ETU320 LI with dials					
100	3VA6210-5HL31-0AA0	3VA6210-6HL31-0AA0	3VA6210-7HL31-0AA0	3VA6210-8HL31-0AA0	—
250	3VA6225-5HL31-0AA0	3VA6225-6HL31-0AA0	3VA6225-7HL31-0AA0	3VA6225-8HL31-0AA0	3VA6225-0HL31-0AA0
ETU330 LIG with dials					
100	3VA6210-5HM31-0AA0	3VA6210-6HM31-0AA0	3VA6210-7HM31-0AA0	3VA6210-8HM31-0AA0	—
250	3VA6225-5HM31-0AA0	3VA6225-6HM31-0AA0	3VA6225-7HM31-0AA0	3VA6225-8HM31-0AA0	3VA6225-0HM31-0AA0
ETU350 LSI with dials – fixed instantaneous					
100	3VA6210-5HN31-0AA0	3VA6210-6HN31-0AA0	3VA6210-7HN31-0AA0	3VA6210-8HN31-0AA0	—
250	3VA6225-5HN31-0AA0	3VA6225-6HN31-0AA0	3VA6225-7HN31-0AA0	3VA6225-8HN31-0AA0	3VA6225-0HN31-0AA0
ETU550 LSI with LCD					
100	3VA6210-5JP31-0AA0	3VA6210-6JP31-0AA0	3VA6210-7JP31-0AA0	3VA6210-8JP31-0AA0	—
250	3VA6225-5JP31-0AA0	3VA6225-6JP31-0AA0	3VA6225-7JP31-0AA0	3VA6225-8JP31-0AA0	—
ETU556 LSI(G Alarm) with LCD					
100	3VA6210-5JT31-0AA0	3VA6210-6JT31-0AA0	3VA6210-7JT31-0AA0	3VA6210-8JT31-0AA0	—
250	3VA6225-5JT31-0AA0	3VA6225-6JT31-0AA0	3VA6225-7JT31-0AA0	3VA6225-8JT31-0AA0	—
ETU560 LSIG with LCD					
100	3VA6210-5JQ31-0AA0	3VA6210-6JQ31-0AA0	3VA6210-7JQ31-0AA0	3VA6210-8JQ31-0AA0	—
250	3VA6225-5JQ31-0AA0	3VA6225-6JQ31-0AA0	3VA6225-7JQ31-0AA0	3VA6225-8JQ31-0AA0	—
ETU820 LI with LCD and Metering					
100	3VA6210-5KL31-0AA0	3VA6210-6KL31-0AA0	3VA6210-7KL31-0AA0	3VA6210-8KL31-0AA0	—
250	3VA6225-5KL31-0AA0	3VA6225-6KL31-0AA0	3VA6225-7KL31-0AA0	3VA6225-8KL31-0AA0	—
ETU830 LIG with LCD and Metering					
100	3VA6210-5KM31-0AA0	3VA6210-6KM31-0AA0	3VA6210-7KM31-0AA0	3VA6210-8KM31-0AA0	—
250	3VA6225-5KM31-0AA0	3VA6225-6KM31-0AA0	3VA6225-7KM31-0AA0	3VA6225-8KM31-0AA0	—
ETU850 LSI with LCD and Metering					
100	3VA6210-5KP31-0AA0	3VA6210-6KP31-0AA0	3VA6210-7KP31-0AA0	3VA6210-8KP31-0AA0	—
250	3VA6225-5KP31-0AA0	3VA6225-6KP31-0AA0	3VA6225-7KP31-0AA0	3VA6225-8KP31-0AA0	—
ETU856 LSI(G Alarm) with LCD and Metering					
100	3VA6210-5KT31-0AA0	3VA6210-6KT31-0AA0	3VA6210-7KT31-0AA0	3VA6210-8KT31-0AA0	—
250	3VA6225-5KT31-0AA0	3VA6225-6KT31-0AA0	3VA6225-7KT31-0AA0	3VA6225-8KT31-0AA0	3VA6225-0KT31-0AA0
ETU860 LSIG with LCD and Metering					
100	3VA6210-5KQ31-0AA0	3VA6210-6KQ31-0AA0	3VA6210-7KQ31-0AA0	3VA6210-8KQ31-0AA0	—
250	3VA6225-5KQ31-0AA0	3VA6225-6KQ31-0AA0	3VA6225-7KQ31-0AA0	3VA6225-8KQ31-0AA0	3VA6225-0KQ31-0AA0



3VA62 250A 4-Pole

3VA62 250A Frame 4-Pole Electronic Trip Unit

Continuous Ampere	M-Interrupting Class (MFAE)	H-Interrupting Class (HFAE)	C-Interrupting Class (CFAE)	L-Interrupting Class (LFAE)	E-Interrupting Class (EFAE)
	Catalog Number	Catalog Number	Catalog Number	Catalog Number	Catalog Number
ETU320 LI with dials					
100	3VA6210-5HL41-0AA0	3VA6210-6HL41-0AA0	3VA6210-7HL41-0AA0	3VA6210-8HL41-0AA0	—
250	3VA6225-5HL41-0AA0	3VA6225-6HL41-0AA0	3VA6225-7HL41-0AA0	3VA6225-8HL41-0AA0	3VA6225-0HL41-0AA0
ETU330 LIG with dials					
100	3VA6210-5HM41-0AA0	3VA6210-6HM41-0AA0	3VA6210-7HM41-0AA0	3VA6210-8HM41-0AA0	—
250	3VA6225-5HM41-0AA0	3VA6225-6HM41-0AA0	3VA6225-7HM41-0AA0	3VA6225-8HM41-0AA0	3VA6225-0HM41-0AA0
ETU350 LSI with dials – fixed instantaneous					
100	3VA6210-5HN41-0AA0	3VA6210-6HN41-0AA0	3VA6210-7HN41-0AA0	3VA6210-8HN41-0AA0	—
250	3VA6225-5HN41-0AA0	3VA6225-6HN41-0AA0	3VA6225-7HN41-0AA0	3VA6225-8HN41-0AA0	3VA6225-0HN41-0AA0
ETU550 LSI with LCD					
100	3VA6210-5JP41-0AA0	3VA6210-6JP41-0AA0	3VA6210-7JP41-0AA0	3VA6210-8JP41-0AA0	—
250	3VA6225-5JP41-0AA0	3VA6225-6JP41-0AA0	3VA6225-7JP41-0AA0	3VA6225-8JP41-0AA0	—
ETU556 LSI(G Alarm) with LCD					
100	3VA6210-5JT41-0AA0	3VA6210-6JT41-0AA0	3VA6210-7JT41-0AA0	3VA6210-8JT41-0AA0	—
250	3VA6225-5JT41-0AA0	3VA6225-6JT41-0AA0	3VA6225-7JT41-0AA0	3VA6225-8JT41-0AA0	—
ETU560 LSIG with LCD					
100	3VA6210-5JQ41-0AA0	3VA6210-6JQ41-0AA0	3VA6210-7JQ41-0AA0	3VA6210-8JQ41-0AA0	—
250	3VA6225-5JQ41-0AA0	3VA6225-6JQ41-0AA0	3VA6225-7JQ41-0AA0	3VA6225-8JQ41-0AA0	—
ETU820 LI with LCD and Metering					
100	3VA6210-5KL41-0AA0	3VA6210-6KL41-0AA0	3VA6210-7KL41-0AA0	3VA6210-8KL41-0AA0	—
250	3VA6225-5KL41-0AA0	3VA6225-6KL41-0AA0	3VA6225-7KL41-0AA0	3VA6225-8KL41-0AA0	—
ETU830 LIG with LCD and Metering					
100	3VA6210-5KM41-0AA0	3VA6210-6KM41-0AA0	3VA6210-7KM41-0AA0	3VA6210-8KM41-0AA0	—
250	3VA6225-5KM41-0AA0	3VA6225-6KM41-0AA0	3VA6225-7KM41-0AA0	3VA6225-8KM41-0AA0	—
ETU850 LSI with LCD and Metering					
100	3VA6210-5KP41-0AA0	3VA6210-6KP41-0AA0	3VA6210-7KP41-0AA0	3VA6210-8KP41-0AA0	—
250	3VA6225-5KP41-0AA0	3VA6225-6KP41-0AA0	3VA6225-7KP41-0AA0	3VA6225-8KP41-0AA0	—
ETU856 LSI(G Alarm) with LCD and Metering					
100	3VA6210-5KT41-0AA0	3VA6210-6KT41-0AA0	3VA6210-7KT41-0AA0	3VA6210-8KT41-0AA0	—
250	3VA6225-5KT41-0AA0	3VA6225-6KT41-0AA0	3VA6225-7KT41-0AA0	3VA6225-8KT41-0AA0	3VA6225-0KT41-0AA0
ETU860 LSIG with LCD and Metering					
100	3VA6210-5KQ41-0AA0	3VA6210-6KQ41-0AA0	3VA6210-7KQ41-0AA0	3VA6210-8KQ41-0AA0	—
250	3VA6225-5KQ41-0AA0	3VA6225-6KQ41-0AA0	3VA6225-7KQ41-0AA0	3VA6225-8KQ41-0AA0	3VA6225-0KQ41-0AA0

Notes

Legal Manufacturer

Siemens Industry, Inc.
3617 Parkway Lane
Peachtree Corners, GA 30092
United States of America

Siemens Technical Support: 1-800-333-7421
usa.siemens.com/3VA

Order No. CBDS-VA62E-0925

This document contains a general description of available technical options only, and its effectiveness will be subject to specific variables including field conditions and project parameters. Siemens does not make representations, warranties, or assurances as to the accuracy or completeness of the content contained herein. Siemens reserves the right to modify the technology and product specifications in its sole discretion without advance notice.

© 2025 by Siemens Industry, Inc.