SIEMENS

## Data sheet 3VA6225-5HN31-0AA0

Siemens EcoTech

circuit breaker 3VA6 UL Frame 250 breaking capacity class M 35 kA @ 480 V 3-pole, line protection ETU350, LSI, In=250 A overload protection Ir=100 A...250 A short-circuit protection Isd=1.5...10 x Ir, Ii=10 x In without connection



| | |
|---|---|
| **Model** | |
| product brand name | SENTRON |
| product designation | Molded-case circuit breaker |
| product designation / according to UL file | MFAE |
| design of the product | System protection |
| design of the load switch / according to UL 489 / Heating, Air Conditioning, and Refrigeration circuit breaker (HACR Type) | Yes |
| design of the overcurrent release | ETU350 |
| protection function of the overcurrent release | LSI |
| number of poles | 3 |
| **General technical data** | |
| insulation voltage / rated value | 800 V |
| operating voltage / at AC / rated value | 690 V |
| power loss [W] / maximum | 42 W |
| power loss [W] / for rated value of the current / at AC / in hot operating state / per pole | 14 W |
| mechanical service life (operating cycles) / typical | 25 000 |
| electrical endurance (operating cycles) / at AC-1 / at 380/415 V | 12 000 |
| electrical endurance (operating cycles) / at AC-1 / at 690 V | 8 400 |
| electrical endurance (operating cycles) / at 480 V | 12 000 |
| electrical endurance (operating cycles) / at 600 V | 8 400 |
| product feature / for neutral conductors / upgradable/retrofittable / short-circuit and overload proof | No |
| ground-fault monitoring version | without |
| product function | |
| ● communication function | No |
| ● other measurement function | No |
| Net Weight | 2.205 kg |
| **Current** | |
| marking / according to UL 489 / 100%-rated breaker | No |
| operational current | |
| ● at 40 °C | 250 A |
| ● at 45 °C | 250 A |
| ● at 50 °C | 250 A |
| ● at 55 °C | 241 A |
| ● at 60 °C | 232 A |
| ● at 65 °C | 222 A |
| ● at 70 °C | 213 A |


Subject to change without notice
© Copyright Siemens

| | |
|---|---|
| **Switching capacity according to IEC 60947** | |
| switching capacity class of the circuit breaker | M |
| maximum short-circuit current breaking capacity (Icu) | |
| ● at 240 V | 85 kA |
| ● at 415 V | 55 kA |
| ● at 690 V | 3 kA |
| operating short-circuit current breaking capacity (Ics) | |
| ● at 240 V | 85 kA |
| ● at 415 V | 55 kA |
| ● at 690 V | 3 kA |
| short-circuit current making capacity (Icm) | |
| ● at 240 V | 187 kA |
| ● at 415 V | 121 kA |
| ● at 690 V | 4.5 kA |
| **Switching capacity according to UL 489** | |
| current breaking capacity | |
| ● at 240 V | 100 kA |
| ● at 480 V | 35 kA |
| ● at 600 V | 18 kA |
| **Adjustable parameters** | |
| adjustable response value setting current (Ir) / of the L-trip / with I2t characteristic | |
| ● minimum | 100 A |
| ● maximum | 250 A |
| adjustable response value delay time (tr) / for L-tripping / with I2t characteristic | |
| ● minimum | 0.5 s |
| ● maximum | 13 s |
| adjustable response value setting current (Isd) / of S-trip / with I0t characteristic | |
| ● minimum | 375 A |
| ● maximum | 2 500 A |
| adjustable response value setting current (Isd) / of S-trip / with I2t characteristic | |
| ● minimum | 375 A |
| ● maximum | 2 500 A |
| adjustable response value delay time (tsd) / for S-tripping / with I2t characteristic | |
| ● minimum | 0.0001 s |
| ● maximum | 0.4 s |
| adjustable response value setting current (Ii) / for I-tripping | |
| ● minimum | 2 500 A |
| ● maximum | 2 500 A |
| adjustable setting current (InN) / for N-tripping | |
| ● minimum | 0 A |
| ● maximum | 0 A |
| product function / grounding protection | No |
| **Mechanical Design** | |
| product component | |
| ● undervoltage release | No |
| ● voltage trigger | No |
| ● trip indicator | No |
| height [in] | 7.8 in |
| height | 198 mm |
| width [in] | 4.13 in |
| width | 105 mm |
| depth [in] | 3.39 in |
| depth | 86 mm |
| **Connections** | |
| arrangement of electrical connectors / for main current circuit | Without connection |
| type of electrical connection / for main current circuit | Without |
| **Auxiliary circuit** | |


Subject to change without notice
© Copyright Siemens

| | |
|---|---|
| number of CO contacts / for auxiliary contacts | 0 |
| **Accessories** | |
| product extension / optional / motor drive | Yes |
| **Environmental conditions** | |
| protection class IP / on the front | IP40 |
| ambient temperature | |
| • during operation / minimum | -25 °C |
| • during operation / maximum | 70 °C |
| • during storage / minimum | -40 °C |
| • during storage / maximum | 80 °C |
| **Environmental footprint** | |
| Global Warming Potential [CO2 eq] / total | 61.814 kg |
| Global Warming Potential [CO2 eq] / during manufacturing | 14.6 kg |
| Global Warming Potential [CO2 eq] / during operation | 48.9 kg |
| Global Warming Potential [CO2 eq] / after end of life | -2.2 kg |
| Siemens Eco Profile (SEP) | Siemens EcoTech |
| reference code / according to IEC 81346-2 | Q |

**Approvals / Certificates**

**General Product Approval**

Confirmation

**General Product Approval** | **EMV** | **Test Certificates** | **Marine / Shipping**

Miscellaneous

Type Test Certific-ates/Test Report

**Marine / Shipping** | **other**

Miscellaneous | Confirmation

**other** | **Dangerous goods** | **Environment**

Miscellaneous | Transport Information | Environmental Con-firmations

**Further information**

**Information on the packaging**
https://support.industry.siemens.com/cs/ww/en/view/109813875
**Information- and Downloadcenter (Catalogs, Brochures,…)**
http://www.siemens.com/lowvoltage/catalogs
**Industry Mall (Online ordering system)**
https://mall.industry.siemens.com/mall/en/en/Catalog/product?mlfb=3VA6225-5HN31-0AA0
**Service&Support (Manuals, Certificates, Characteristics, FAQs,...)**
https://support.industry.siemens.com/cs/ww/en/ps/3VA6225-5HN31-0AA0
**Image database (product images, 2D dimension drawings, 3D models, device circuit diagrams, ...)**
http://www.automation.siemens.com/bilddb/cax_en.aspx?mlfb=3VA6225-5HN31-0AA0
**CAx-Online-Generator**
http://www.siemens.com/cax
**Tender specifications**
http://www.siemens.com/specifications


Subject to change without notice
© Copyright Siemens

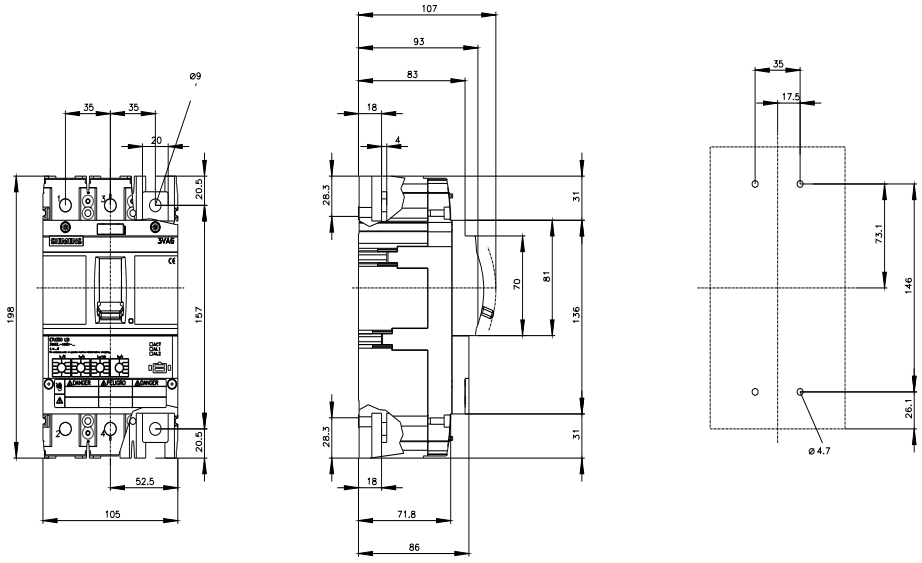


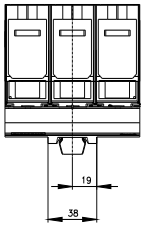


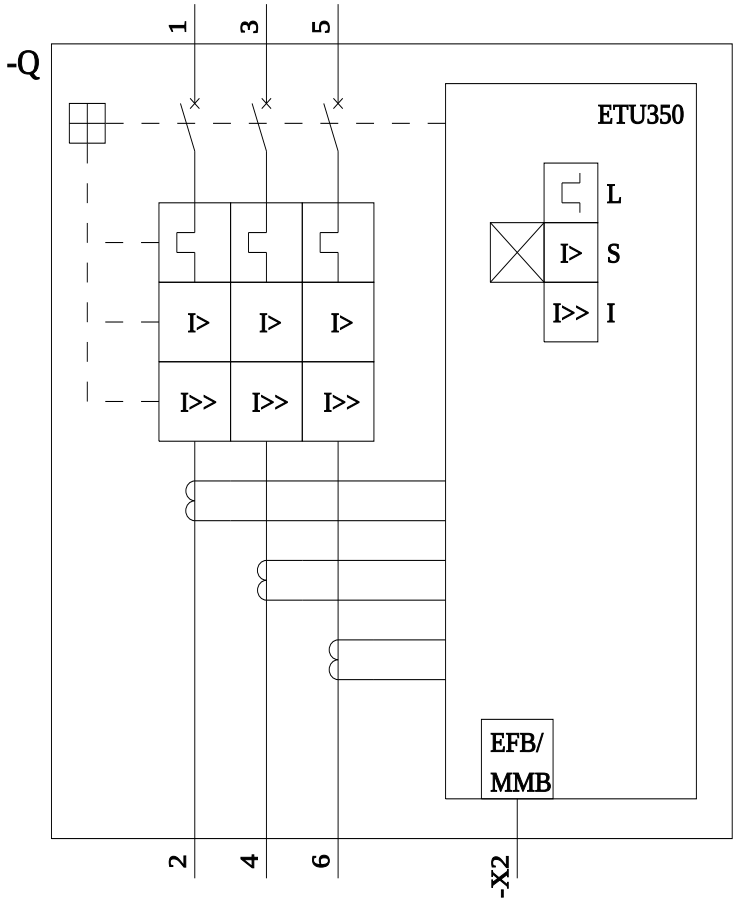



Subject to change without notice
© Copyright Siemens

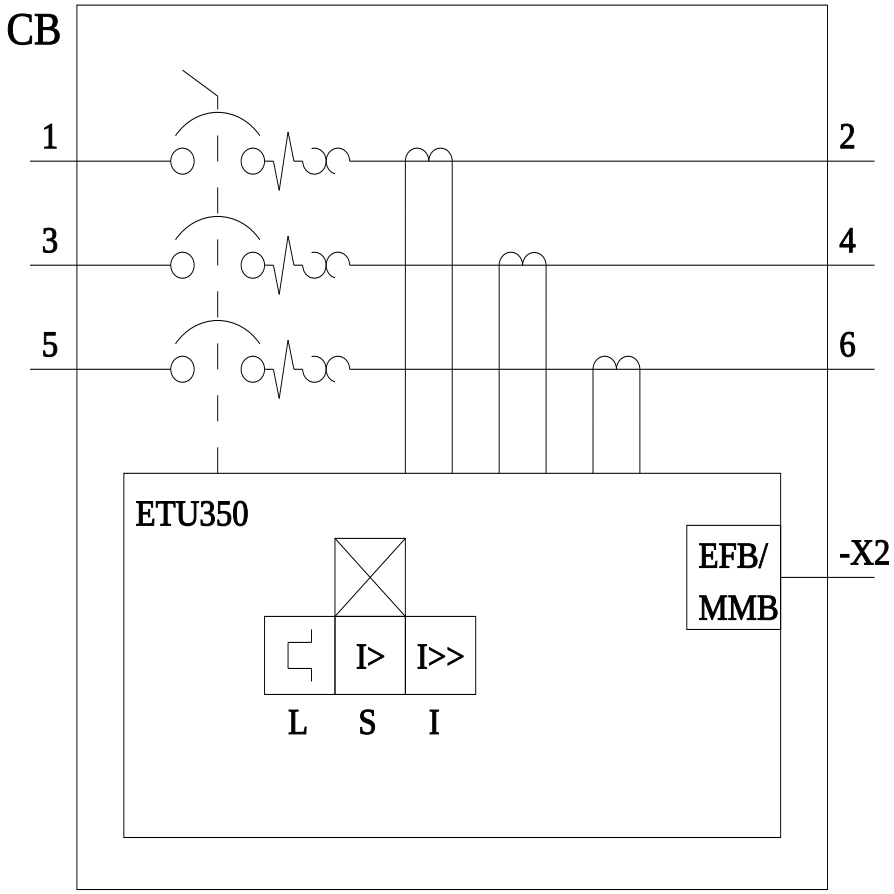


**last modified:** 10/24/2024


Subject to change without notice
© Copyright Siemens

Subject to change without notice
© Copyright Siemens