SIEMENS

Data sheet 3VA6340-6HN41-0AA0

Siemens EcoTech

circuit breaker 3VA6 UL Frame 400 breaking capacity class H 65 kA @ 480 V 4-pole, line protection ETU350, LSI, In=400 A overload protection Ir=160 A...400 A short-circuit protection Isd=1.5...10 x Ir, Ii=10 x In neutral conductor protection adjustable (OFF, 50%, 100%) without connection



Model	
product brand name	SENTRON
product designation	Molded-case circuit breaker
product designation / according to UL file	HJAE
design of the product	System protection
design of the load switch / according to UL 489 / Heating, Air Conditioning, and Refrigeration circuit breaker (HACR Type)	Yes
design of the overcurrent release	ETU350
protection function of the overcurrent release	LSI
number of poles	4
General technical data	
insulation voltage / rated value	800 V
operating voltage / at AC / rated value	690 V
power loss [W] / maximum	70 W
power loss [W] / for rated value of the current / at AC / in hot operating state / per pole	23.33 W
mechanical service life (operating cycles) / typical	20 000
electrical endurance (operating cycles) / at AC-1 / at 380/415 V	6 000
electrical endurance (operating cycles) / at AC-1 / at 690 V	4 200
electrical endurance (operating cycles) / at 480 V	6 000
electrical endurance (operating cycles) / at 600 V	4 200
product feature / for neutral conductors / upgradable/retrofittable / short-circuit and overload proof	No
ground-fault monitoring version	without
product function	
● communication function	No
● other measurement function	No
Net Weight	6.9 kg
Current	
marking / according to UL 489 / 100%-rated breaker	No
operational current	
● at 40 °C	400 A
● at 45 °C	400 A
● at 50 °C	400 A
● at 55 °C	385 A
● at 60 °C	370 A
● at 65 °C	355 A
● at 70 °C	340 A

Subject to change without notice
© Copyright Siemens

Switching capacity according to IEC 60947	
switching capacity class of the circuit breaker	H
maximum short-circuit current breaking capacity (Icu)	
● at 240 V	110 kA
● at 415 V	85 kA
● at 690 V	5 kA
operating short-circuit current breaking capacity (Ics)	
● at 240 V	110 kA
● at 415 V	85 kA
● at 690 V	5 kA
short-circuit current making capacity (Icm)	
● at 240 V	242 kA
● at 415 V	187 kA
● at 690 V	7.5 kA
Switching capacity according to UL 489	
current breaking capacity	
● at 240 V	100 kA
● at 480 V	65 kA
● at 600 V	22 kA
Adjustable parameters	
adjustable response value setting current (Ir) / of the L-trip / with I2t characteristic	
● minimum	150 A
● maximum	400 A
adjustable response value delay time (tr) / for L-tripping / with I2t characteristic	
● minimum	0.5 s
● maximum	17 s
adjustable response value setting current (Isd) / of S-trip / with I0t characteristic	
● minimum	600 A
● maximum	4 000 A
adjustable response value setting current (Isd) / of S-trip / with I2t characteristic	
● minimum	600 A
● maximum	4 000 A
adjustable response value delay time (tsd) / for S-tripping / with I2t characteristic	
● minimum	0.0001 s
● maximum	0.4 s
adjustable response value setting current (Ii) / for I-tripping	
● minimum	4 000 A
● maximum	4 000 A
adjustable setting current (InN) / for N-tripping	
● minimum	200 A
● maximum	400 A
design of the N-conductor protection	adjustable OFF; 50%; 100%
product function / grounding protection	No
Mechanical Design	
product component	
● undervoltage release	No
● voltage trigger	No
● trip indicator	No
height [in]	9.76 in
height	248 mm
width [in]	7.24 in
width	184 mm
depth [in]	4.33 in
depth	110 mm
Connections	
arrangement of electrical connectors / for main current circuit	Without connection
type of electrical connection / for main current circuit	Without

Subject to change without notice
© Copyright Siemens

Auxiliary circuit	
number of CO contacts / for auxiliary contacts	0
Accessories	
product extension / optional / motor drive	Yes
Environmental conditions	
protection class IP / on the front	IP40
ambient temperature	
• during operation / minimum	-25 °C
• during operation / maximum	70 °C
• during storage / minimum	-40 °C
• during storage / maximum	80 °C
Environmental footprint	
Global Warming Potential [CO2 eq] / total	495 kg
Global Warming Potential [CO2 eq] / during manufacturing	28.7 kg
Global Warming Potential [CO2 eq] / during operation	470 kg
Global Warming Potential [CO2 eq] / after end of life	-4.07 kg
Siemens Eco Profile (SEP)	Siemens EcoTech
reference code / according to IEC 81346-2	Q

Approvals / Certificates

General Product Approval

CCC EG-Konf. UK CA Confirmation UL UL

General Product Approval | EMV | Marine / Shipping

VDE Miscellaneous EAC RCM ABS BUREAU VERITAS

Marine / Shipping | other

DNV LRS RMRS Miscellaneous Confirmation Miscellaneous

Dangerous goods | Environment

Transport Information EPD Siemens EcoTech Environmental Confirmations

Further information

Information on the packaging
https://support.industry.siemens.com/cs/ww/en/view/109813875
Information- and Downloadcenter (Catalogs, Brochures,…)
http://www.siemens.com/lowvoltage/catalogs
Industry Mall (Online ordering system)
https://mall.industry.siemens.com/mall/en/en/Catalog/product?mlfb=3VA6340-6HN41-0AA0
Service&Support (Manuals, Certificates, Characteristics, FAQs,...)
https://support.industry.siemens.com/cs/ww/en/ps/3VA6340-6HN41-0AA0
Image database (product images, 2D dimension drawings, 3D models, device circuit diagrams, ...)
http://www.automation.siemens.com/bilddb/cax_en.aspx?mlfb=3VA6340-6HN41-0AA0
CAx-Online-Generator
http://www.siemens.com/cax
Tender specifications
http://www.siemens.com/specifications

Subject to change without notice
© Copyright Siemens

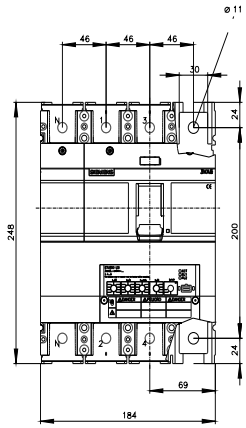

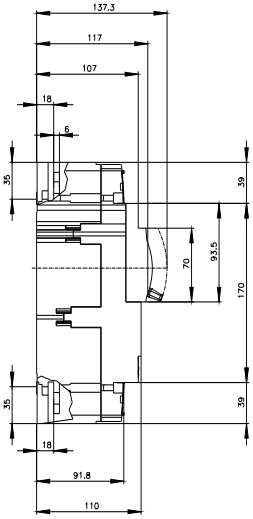

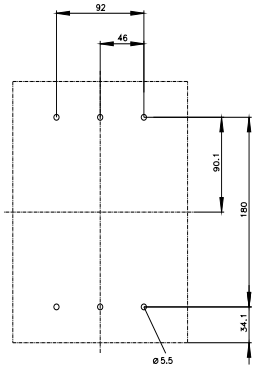

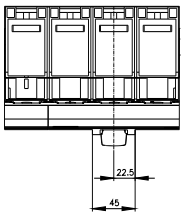

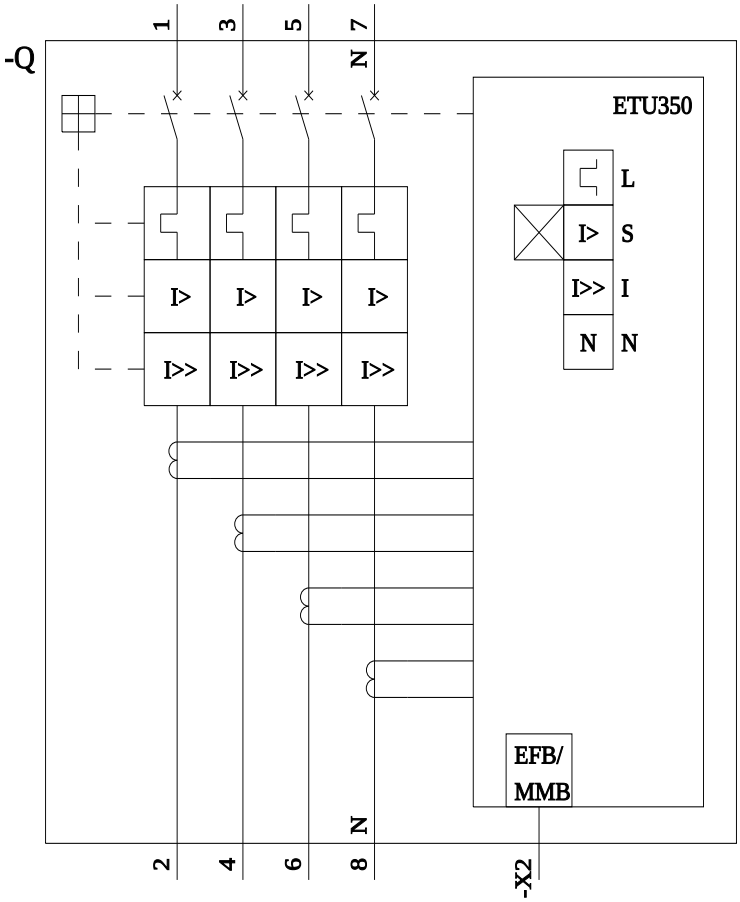

Subject to change without notice
© Copyright Siemens

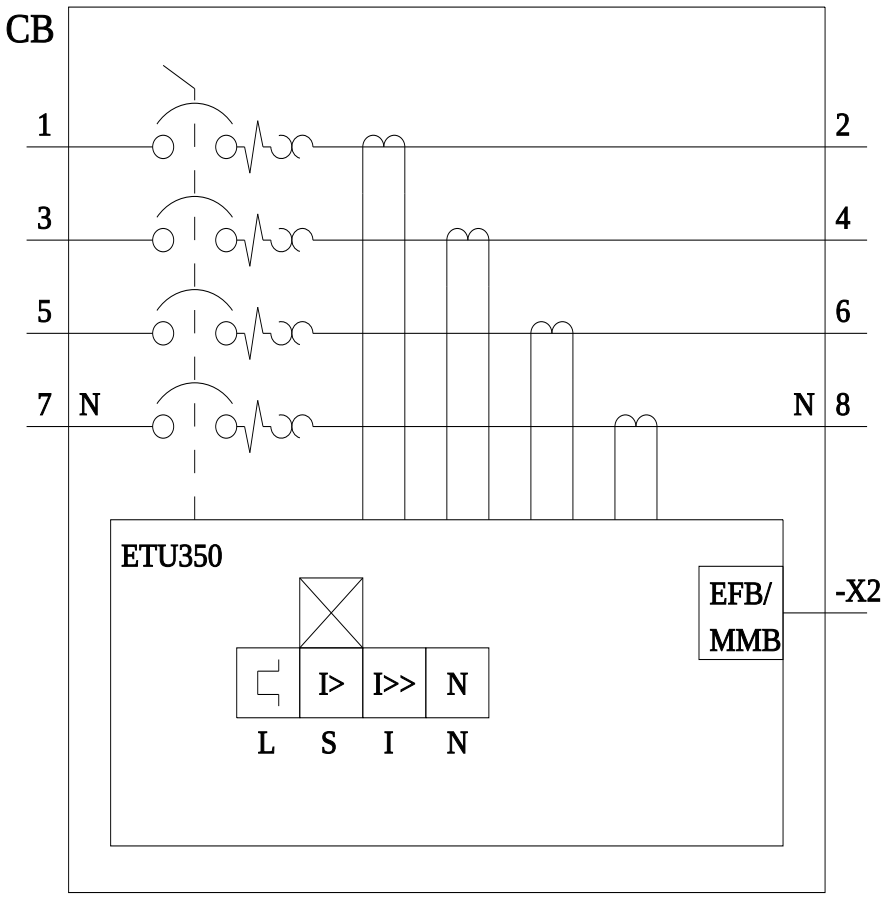

last modified: 10/24/2024

Subject to change without notice
© Copyright Siemens

Subject to change without notice
© Copyright Siemens