DATA SHEET

P3 Panelboards

usa.siemens.com/panelboards



Product Description

The current generation of panelboards from Siemens offers the high level of engineering and innovation you've come to expect from the leader in power distribution technology. The "P Series" line of panelboards offers a stepped approach to power distribution. (P1-P2-P3-P4-P5)

The current P3 panel is a smaller footprint distribution panel to fit a large number of applications that require more (or larger) branch devices than the smaller lighting panels typically offer. The new 3VA family of breakers is fully implemented from 125A frame up to 800A frame main and branch applications.

P3 construction includes the following:

- **400A or 800A max.** bus ratings in CU or AL
- **Standard Circuit P3 Panels** from 9" to 45" of unit space with new neutral system that includes 2/0 max. neutral strips used in P1 panels and many additional 350kcmil provisions for adding up to 12 large frame branch breakers.

* **P3 Bussing options:** Temp rated CU or withTin plating; 750 A/Si AL or 1000 A/Si CU with Tin plating; Silver Plated CU is available in both above configurations.

****P3 Unit Space** starts with 9" (18 circuits of 1-pole breakers) and typically increases in 6" increments as needed. Breakers mounted in the unit space can be mixed and matched to meet customer requirements. [there are new 84 circuit (42" unit space) variations for specific applications available]

Standards & Certifications:

- NEC: 2020 (where accepted), NEMA PB 1 and ANSI/NEMA PB1.1
- UL Listed: 67, 50 and 50E. (see "Panelboards" File #E2269, and #E4016) Also meets Federal Specification W-P-115c.
- NFPA 70 compliant (Enclosures are not fire rated).
- Seismically qualified and OSHPD rated (OSP #0078) - see also LVTM-LVSEI-xxxx Seismic Flier

SIEMENS

Features Overview

The P3 Series lighting panel features include:

1) **Fas-Latch trim** (Type 1), is standard but, can be ordered with other popular front styles.
2) **Adjustable Interiors** with jacking screw system.
3) **Neutral Configurations** are very flexible and allow for up to 12 Large Frame Branch Breakers or can allow for all branches to be 1-pole with few restrictions. Split neutral design makes for installing AFCI/GFCI breakers much easier. 2/0 neutral connections are available on both sides of panel.
4) **Unit Space** is very Flexible with many Field installable kits that allow changes in the field as requirements change. BL/BQD kits, 3VA41/xGB kits, QR kits and 3VA52/61/62 kits allow changes in either 3" or 6" increments. Twin Mount 3VA52 only strap kits are also available.
5) **Main and Sub-feed Breakers** are field replaceable within the original breaker Frame size. Frame types cannot be changed in the field. Only 400A and 600A horizontal mount 3VA series is available for subfeed. [600A Horizontal Mount Main or Sub-Feed requires 30" wide enclosure]

P3 construction features:

- **Either 400A or 800A max. panel bus**, both Temp Rated and A/Si (Amps per Square inch) Rated bus are available.
- **Up to 600 volts AC** with standard Bus bracing up to 200KAIC.

Main space:

- **400A max. panel bus** allows for any MLO (250A or 400A) and Main Breaker Types 3VA52/61/62 250A max. or 3VA53/63 400A max. [available for Horizontal and Vertical mount]
- **800A max. bus** allow for any MLO (max. 600-800A) and Main Breaker Types 3VA54/64 (600A max.) or 3VA55/65 (800A max. Vertical Mount only) See SpeedFax for other Legacy breaker types if needed. [600A MB is available Horizontal and Vertical mount] {Both 600A Horizontal 3VA54/64 Main and 800A Vertical 3VA55 TMTU require 30" wide Enclosure}

Unit space:

- Strap kits for 1" frame breakers can be mixed in unit space as needed. (Each kit uses 3" of unit space)
  - BL/BQD kits also accept GFCI/AFCI Breakers, BT Twin and BPSD surge protection devices.
  - 3VA41/xGB kits also accept BSPD surge protection devices
- Strap kits for larger frame breakers require 6" of unit space and are available as single mount or dual mount for some types.
  - QR kits are 225A max. and 240V max. (twin mount)
  - 3VA52/61/62 single mount kits are the most versatile and are 250A max with many optional accessories available. Twin mount 3VA52 only kits are also available.

Subfeed space: (space outside of unit space)

a) **Feed-Thru Lugs** either 400A max or 600-800A max are available.
b) **Subfeed Breakers** can be factory installed only - one 400A max. 3VA53/63 or one 600A max. 3VA54/64 horizontal mount only (requires 12" of box height). (600A Horiz. Main or subfeed require 30" wide enclosure)

Additional information:

For complete application and pricing information contact your local sales office.

For further information on the product, visit our website at www.usa.siemens.com/panelboards.

For detailed configuration information consult the SpeedFax section 11 on the website.

SIEMENS

P3 Panelboard additional information

Branch Unit Space mounted Strap Kits Available for Field installation: (See SpeedFax for other legacy kits available)

- BBKB32 - P2/P3 BL/BQD 100A max. Twin Mount Strap kit, uses 3" of unit space for 6 circuits total.
- BBKVA4P2P3 - P2/P3 3VA41/xGB 125A max. Twin Mount Strap Kit, uses 3" of unit space for 6 circuits total.
- BBKQR2 - P3 QR 225A max. Twin Mount Branch Strap Kit, uses 6" of unit space for two 2-p or 3-p breakers.
- BBKVA5262S - P2/P3 250A max. 3VA52/61/62 Single Mount Branch Strap Kit, 1ph or 3ph, uses 6" of unit space for one 2-p or 3-p breaker. (includes 1 #BBKVA5262P2HW kit)
- BBKVA52P3T - P3 only, 250A max. 3VA52 only - Twin Mount Branch Strap Kit, 1ph or 3ph, (includes two BBKVA52P3HW kits)

Enclosures available:

- Std. Enclosure sizes: 24” wide x 7.75” Deep. Optional 30" wide Vented enclosures are required and available for specific applications.
- Std. heights: 56”, 62”, 68”, 74" and 80". [62" and 74" may be special order only]
- Std. Types Available: Type 1, Type 3R, Type 3R/12, or Type 4X

Type 1 Fronts — Surface or Flush available:

Order to match box height: Typical 24” wide w/ #14 Gauge Steel

- FasLatch Front (Surface or Flush) is Standard, options available: Hinge-to-Box and Door-in-Door fronts with either standard hinge or Piano Hinge options (including 304 Stainless). [30" wide vented type 1 enclosure require use of 24"W Surface style fronts to match interior height.]

Weight = Approximate 5 lbs. per inch of box height for 24" wide. [30" wide est. 5.5 lbs/inch]

- Total panelboard weight when filled with a normal quantity of breakers and accessories is an estimate only.

Series Connected Short Circuit Ratings

The term “Series Connected Short Circuit Rating” refers to the application of series connected circuit breakers in a combination that allows some breakers to have lower individual interrupting ratings than the available fault current.

This is permitted as long as the series combination has been tested and certified by UL. See Circuit Breaker Section of the SpeedFax.

- Series rating booklet # PBTA-00101B-1020 (web searchable)

Catalog Numbering System: Factory Assembled)		P	3	C	8	0	M	L	8	0	0	A	T	S
Type of Panel:		P	3											
Voltage and System Code:	A, C, D, E													
(additional codes in SpeedFax)	F, J, I, T													
Enclosure Height	56, 62, 68, 74, 80													
(See Speedfax for MB Codes) Main:	ML = Main Lug,													
	"xx" = Main Breaker													
Panel Amperage:	250-800A													
(see SpeedFax for other codes) Bus Code:	(material/plating) A, B, E, F, G or H													
Feed Location:	T = Top B = Bottom													
Mounting:	S = Surface F = Flush													

Typical Voltage Codes	
A	120/240 1: 3 W AC
C	208Y/120 3: 4 W Wye AC
D	240 3: 3 W Delta AC
E	480Y/277 3: 4W Wye AC
F	480 3: 3 W Delta AC
J	240 1: 2W No Neutral AC
I	347 3: 3W Delta AC
T	230 3: 3W Delta AC
Note:	See SpeedFax for additional Voltage codes available.

P3 Branch Circuit Breakers

				1-Pole					2-Pole and 3-Pole									S = Single Mount	T = Twin mount		
				Max IR (kA) at					Max IR (kA) at												
Amp Rating	Trip Type	Breaker Family	Breaker Type	120V	277V	347V	125V DC	Amp Ratings Avail.	120/ 240V	240V	480Y/ 277V	480V⑧	600Y/ 347V	600V⑧	125/ 250V DC	250V DC	Amp Ratings Avail.	S	T	Unit Space per Kit (in.)	Max 1-pole Circuits per Kit
100	Thermal Magnetic	BL	BL, BT③ BLH, BTH③ HBL	10 22 65	— — —	— — —	— — —	15-70 15-70 15-50	10 22 65	10 22 65	— — —	— — —	— — —	— — —	— — —	— — —	15-100⑥ 15-100⑥ 15-100	— — —	T T T	3.00 3.00 3.00	6 6 6
	Special Application	BLG BL	BLG① BL (HID)	10 10	— —	— —	— —	15-20 15-30	10 10	— —	— —	— —	— —	— —	— —	— —	30 15-30	— —	T T	3.00 3.00	6 6
	Thermal Magnetic	BQD	BQD④ BQD6⑥	65 65	14 —	— —	14 14	15-100 15-70	— —	65 65	14 —	— —	— 10	— —	14 14	— —	15-100 15-70	— —	T T	3.00 3.00	6 6
125	Thermal Magnetic	3VA41	SEAB MEAB HEAB	65 85 150	25 35 65	14 18 25	14 25 30	15-125 15-125 15-125	65 85 150	65 85 150	25 35 65	25 35 65	14 18 25	— — —	50 85 100	50 85 100	15-125 15-125 15-125	— — —	T T T	3.00 3.00 3.00	6 6 6
150	Electronic (Solid state)	3VA62 (ETU350 LSI std)	MDAE HDAE CDAE LDAE	— — — —	— — — —	— — — —	— — — —	— — — —	— — — —	100 100 200 200	— — — —	35 65 100 150	— — — —	18 22 35 50	— — — —	— — — —	16-150 16-150 16-150 16-150	S S S S	— — — —	6.00 6.00 6.00 6.00	3 3 3 3
225	Thermal Magnetic	QR	QR2 QRH2 HQR2 HQR2H	— — — —	— — — —	— — — —	— — — —	— — — —	— — — —	10 25 65 100	— — — —	— — — —	— — — —	— — — —	— — — —	— — — —	100-225 100-225 100-225 100-225	— — — —	T T T T	6.00 6.00 6.00 6.00	6 6 6 6
250⑦	Thermal Magnetic	3VA52② (TM230 trip)	MFAS HFAS CFAS	— — —	— — —	— — —	— — —	— — —	— — —	85 100 200	— — —	35 65 100	— — —	18 25 35	50 85 100	50 85 100	100-250 100-250 100-250	S S S	T T T	6.00 6.00 6.00	3 or 6 3 or 6 3 or 6
	Electronic (Solid state)	3VA62② (ETU350 LSI std)	MFAE HFAE CFAE LFAE	— — — —	— — — —	— — — —	— — — —	— — — —	— — — —	100 100 200 200	— — — —	35 65 100 150	— — — —	18 22 35 50	— — — —	— — — —	100-250 100-250 100-250 100-250	S S S S	— — — —	6.00 6.00 6.00 6.00	3 3 3 3

① BLG two-pole breaker is one phase and neutral. Three pole is two phases and neutral - See SpeedFax page 7-31
② 3VA52 TMTU available in single or twin mount kit. 3VA61/62 with Electronic Trip (ETU) can be used only with the single mount kit.
③ BT and BTH are only available in 15A and 20A with two 1-pole circuits in one inch of unit space.
④ Approved for CSA and UL Listed.
⑤ Approved for CSA but not UL Listed.
⑥ 110A-125A BL/BLH (2-pole only) available as Main or Subfeed in Revised P1 panels only.
⑦ 3VA52/61/62 may be used as Branch in strap kit for single mount in 6" of unit space. Adding in the field one of these Strap kits may require adjusting the Deadfront Center strip. See DFK1 and other lengths (DFK07 thru DFK21) in SpeedFax as needed.
⑧ 480V values apply to 480Y/277V also.
⑨ 600V values apply to 600Y/347V also.

SIEMENS

Primary Main Breaker Selections available for P3 Panels (See SpeedFax for other breaker types)

P2 Main Circuit Breakers & Subfeed				2-Pole and 3-Pole Max IR (kA) at ①						Branch Strap Kits ③ (not for use as Main Kit)
Amp Rating	Breaker Family	Main Breaker Code	Breaker Type	240V	480Y /277V	480V ⑦	600Y /347V	600V ⑧	Amp Ratings Available	
250 ④ [150]	3VA52 ② (W/TM230 trip)	VA	MFAS	85	—	35	—	18	100-250	BBKVA5262P2S for 1-ph or 3-ph 6" of unit space Single Mnt. kit with Hardware kit # BBKVA5262P2HW (BBKVA52P3T - is twin mount for 3VA52 only - uses hardware kit # BBKVA52P3HW)
		VB	HFAS	100	—	65	—	25	100-250	
		VC	CFAS	200	—	100	—	35	100-250	
	3VA62 [3VA61] (ETU350 LSI standard)	WA [W2]	MFAE [MDAE]	100	—	35	—	18	100-250 [40-150]	
		WB [W3]	HFAE [HDAE]	100	—	65	—	22	100-250 [40-150]	
		WC [W4]	CFAE [CDAE]	200	—	100	—	35	100-250 [40-150]	
		WD [W5]	LFAE [LDAE]	200	—	150	—	50	100-250 [40-150]	
400 ⑤	3VA53 (W/TM230 trip)	VE	MJAS	85	—	35	—	18	200-400	Not available as Field Branch Kit - Subfeed is available Factory assembled only
		VF	HJAS	100	—	65	—	25	200-400	
		VG	CJAS	200	—	100	—	35	300-400	
	3VA63 (ETU350 LSI standard)	WE	MJAE	100	—	35	—	18	100-400	
		WF	HJAE	100	—	65	—	22	100-400	
		WG	CJAE	200	—	100	—	35	100-400	
		WH	LJAE	200	—	150	—	50	100-400	
600 ⑤	3VA54 (TM230 std)	VJ	MLAS	85	—	35	—	18	450-600	Not available as Field Branch Kit - Subfeed is available Factory assembled only
		VK	HLAS	100	—	65	—	25	450-600	
		VL	CLAS	200	—	100	—	35	450-600	
	3VA64 ④ (ETU350 LSI standard)	WJ	MLAE	100	—	35	—	18	160-600	
		WK	HLAE	100	—	65	—	22	160-600	
		WL	CLAE	200	—	100	—	35	160-600	
		WM	LLAE	200	—	150	—	50	160-600	
800 ⑥	3VA55 (TM230 std)	VN	MMAS	85	--	35	--	18	600-800	Main only Not available for Sub-feed
		VO	HMAS	100	--	65	--	25	600-800	
	3VA65 (ETU350 LSI std)	WN	MMAE	100	--	35	--	25	320-800	
		WO	HMAE	100	--	65	--	35	320-800	

① Ratings for 480V apply to 480Y/277V and ratings for 600V apply to 600Y/347V.
② BBKVA52P3T branch kit for 1-ph or 3-ph. This 6" of unit space Twin Mnt. kit with Hardware kit # BBKVA52P3HW is only used with 3VA52 breakers.
③ Kits for unit space can be mixed as needed for application and re-arranged in the field.
④ 3VA52/61/62 can be used as Main or Branch. 3VA61/62 Branch requires strap kit for single mount in 6" of unit space. Adding in the field one of these Strap kits may require adjusting the Deadfront Center strip. See DFK1 and other lengths (DFK07 thru DFK21) in SpeedFax as needed.
⑤ 3VA54/64 can be used as Main or Sub-feed. Subfeed is NOT available as a field kit - only available as Factory installed. Horizontal Mount 600A requires 30" wide enclosure.
⑥ 800A 3VA55 TMTU Main is Vertical Mount only, but requires 30" wide Vented enclosure. 800A 3VA65 Main can use 24" Wide standard P3 enclosure, but other options can push to the 30" wide.
⑦ 480V values apply to 480Y/277V also.
⑧ 600V values apply to 600Y/347V also.

SIEMENS

Type 1 Box

Box is symmetrical

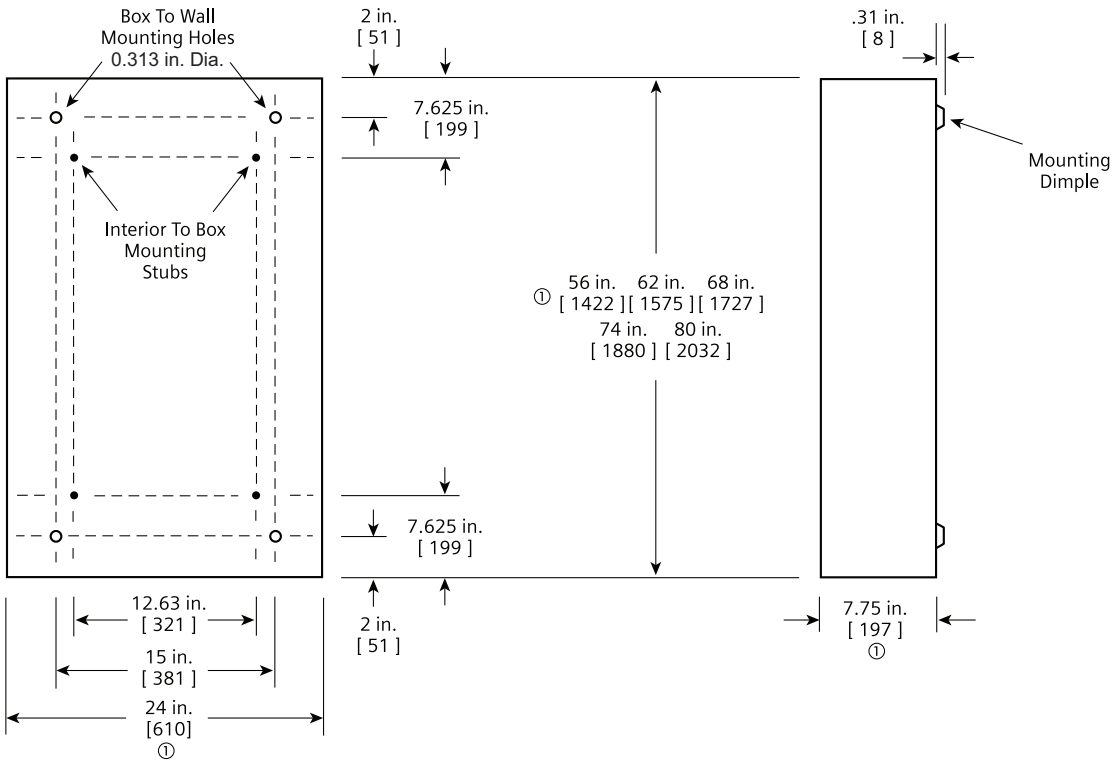

(UL approved construction. 16 gage steel or equivalent alternate construction.
14 or 12 gage is available as an optional special order.)
G60 Galvanized is standard without paint.

Type 3R and 3R/12 Box

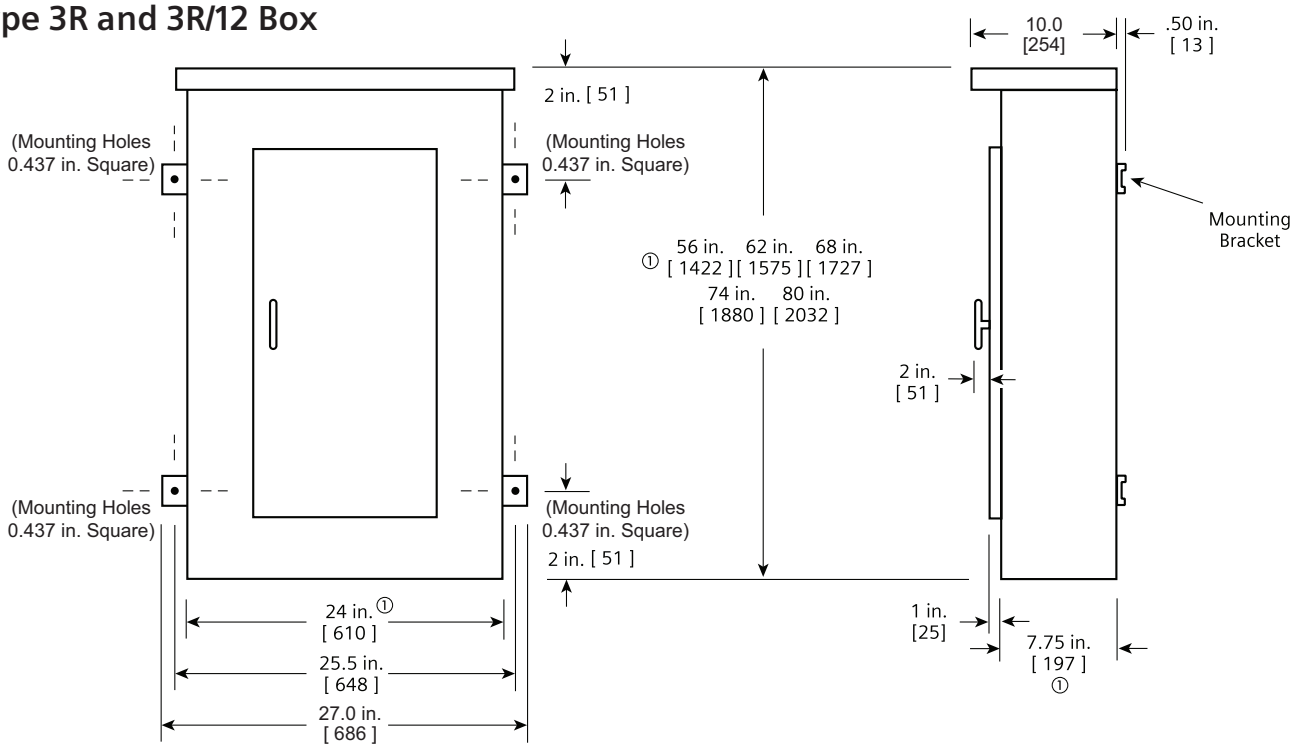

(UL approved construction. 16 gage steel can with
14 gage front or similar approved construction.)
A60 Galvannealed with ANSI 61 light gray paint is standard.

① Dimensions are interior of the box. Add 5/8" to width for absolute dimension. Add 1/8" to height for absolute dimension.
Dimensions shown in inches and millimeters [ ].

SIEMENS

P3 Standard Enclosures / Fronts

Box Height (in.)	24" Wide Enclosures - 7.75" Deep Catalog Numbers				
		FasLatch Front			
	Type 1 Box	Surface	Flush	Type 3R	Type 3R/12
56	**24WD56**	**P3S56**	**P3F56**	**24NRD56**	**24WPD56**
62*	**24WD62**	**P3S62**	**P3F62**	**24NRD62**	**24WPD62**
68	**24WD68**	**P3S68**	**P3F68**	**24NRD68**	**24WPD68**
74*	**24WD74**	**P3S74**	**P3F74**	**24NRD74**	**24WPD74**
80	**24WD80**	**P3S80**	**P3F80**	**24NRD80**	**24WPD80**

*P3 enclosures 62" and 74" will be "Make to Order" with longer Lead-times than other standard sizes.

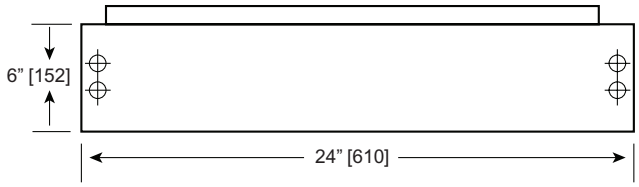

P3 Vented Enclosures / Fronts

Box Height (in.)	30" Wide Vented Enclosures - 7.75" Deep (inside) Catalog Nos.		
	NEMA Type 1 Vented	Front①② Use Surface only	Type 3R Vented③ Exterior Depth 9.75"
68	30WD68V** Surface Mount box	Use 24" wide Surface Mount Fronts to match interior size and add lower covers as needed.	tbd**④ (FY22)
80	30WD80V*** Surface Mount box		tbd***④ (FY22)
68	30WD68VF** Flush Mount box		Flush Mount Type 1 with external Flushing ring available soon. (FY22)
80	30WD80VF*** Flush Mount box		

** 68" high box mounts 56", 62" and 68" high interiors
*** 80" high box mounts 68", 74" and 80" high interiors

① Lower Cover Kit # BXXCVR06S24W can be used with 24" Fronts to cover 6" of open space below the Type 1 front.

② 30" wide Type 1 Enclosure can mount any standard 24" Surface mount Front; FasLatch, Hinge-to-Box, Door-in-Door and all piano Hinge variations including 304 Stainless Steel.

③ Lower Deadfront Cover Kit # BXXDFK06R24W can be used with 30" NEMA 3R to cover 6" of open space below the deadfront.

④ Standard NEMA 3R are Painted Ansi 61 Grey.
- For Stainless versions add "??" to Enclosure number. (tbd)

P3 Type 1 Ventilated Enclosure 30" Wide

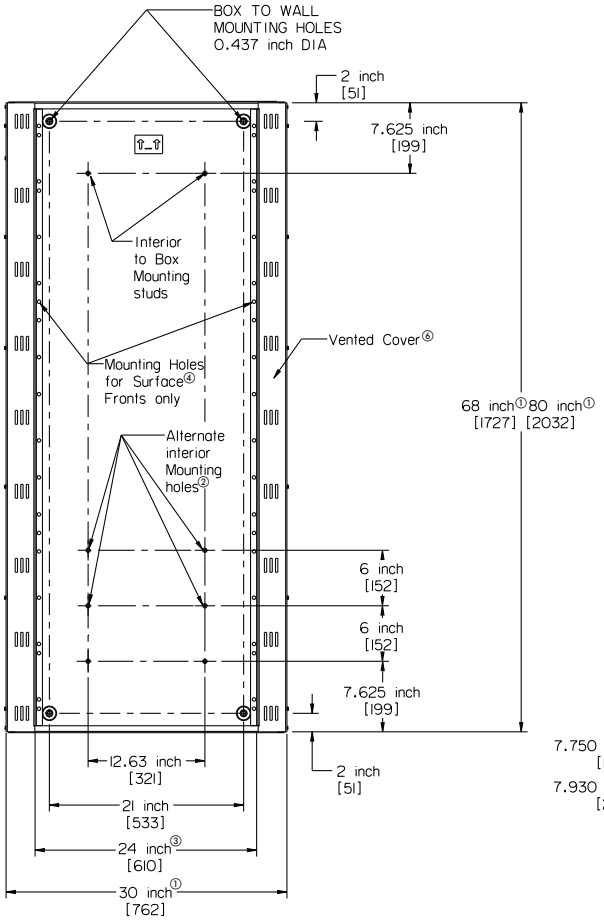

Lower 6-inch-high Cover size for reference

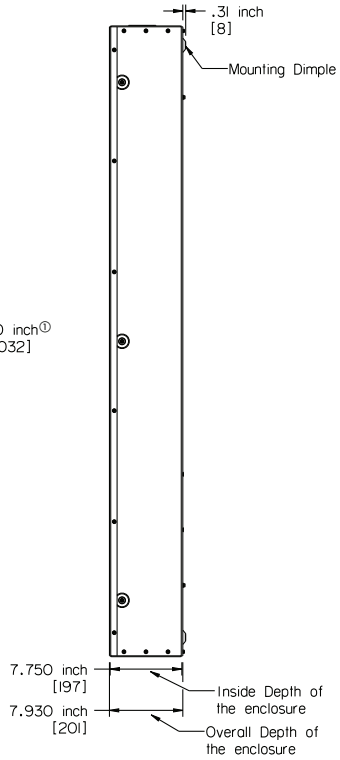

① Dimensions are interior of the box. Add 3/8" to width for outside dimension. Add 3/16" to height for outside dimension.
Dimensions shown in inches and millime- ters [ ].

① Alternate interior mounting holes to mount interiors smaller than box size:
— Alternate mounting hardware included with lower cover kit # BXXDFK06R24W 68" High box : a) 6" smaller = 62" interior
or b) 12" smaller = 56" interior
80" High box : a) 6" smaller = 74" interior or b) 12" smaller = 68" interior

② Use 24" wide P3 Surface mount front that matches height of interior mounted

③ Most standard 24" wide Surface Mount P3 fronts will fit, including FasLatch, Hinge-to-Box, Door-in-Door and all Piano Hinge variations

④ For Flush Mount Requirements: order Flush Enclosure that comes with externally mounted Flushing Ring.
— Use Surface mount fronts for these enclosures also. (to be available late FY22)

⑤ Vented Cover included with Enclosure - Painted ANSI 61 Grey to match standard front.

SIEMENS

Legal Manufacturer

Siemens Industry, Inc.
3617 Parkway Ln
Peachtree Corners, GA 30092
United States of America

Telephone: +1 (800) 333-7421
www.usa.siemens.com/panelboards

Order No. PBSS-20303-1021
© 10.2021, Siemens Industry, Inc.

This document contains a general description of available technical options only, and its effectiveness will be subject to specific variables including field conditions and project parameters. Siemens does not make representations, warranties, or assurances as to the accuracy or completeness of the content contained herein. Siemens reserves the right to modify the technology and product specifications in its sole discretion without advance notice.

SIEMENS